

State

SEMINOLE COUNTY
2021-2022
ESTIMATE OF NEEDS
AND FINANCIAL STATEMENT OF THE
FISCAL YEAR 2020-2021

FILED
NOV 16 2021
State Auditor & Inspector

BOARD OF COUNTY COMMISSIONERS OF
THE COUNTY OF SEMINOLE
STATE OF OKLAHOMA

Two copies of this Financial Statement and Estimate of Needs should be filed with the County Clerk not later than August 17 for all Counties. After approval by the Excise Board and the levies are made, both statements should be signed by the appropriate Board Members. One complete signed copy must be sent to the State Auditor and Inspector, 2300 N. Lincoln Blvd., State Capital, Room 123, Oklahoma City, OK 73105. If publication may not be had by date required for filing, affidavit and proof of publication are required to be attached within five days after date of filing.

THE 2021-2022
ESTIMATE OF NEEDS

AND

FINANCIAL STATEMENT OF THE
FISCAL YEAR 2020-2021

PREPARED BY Wilson, Dotson & Associates PLLC
SUBMITTED TO THE SEMINOLE COUNTY
EXCISE BOARD THIS 8th DAY OF November 2021

BOARD OF COUNTY COMMISSIONERS

Chairman <u><i>Jim Moran</i></u>	County Clerk <u><i>Valerie Hogue</i></u>
Commissioner <u><i>Clifton Taylor</i></u>	Commissioner <u><i>Paul Galt</i></u>
Treasurer _____	Assessor _____
Court Clerk _____	Sheriff _____



Index Page

Exhibit A	County General	1
Exhibit D	County Highway Unrestricted	11
Exhibit E	Health	19
Total Exhibit I's		27
Total Exhibit I.ST's		51
Total Exhibit M's		63
Exhibit W		77
Exhibit X		79
Exhibit Y		81
Exhibit Z		85
Salary Calculations		87



SEMINOLE COUNTY
2021-2022
ESTIMATE OF NEEDS
AND FINANCIAL STATEMENT OF THE
FISCAL YEAR 2020-2021

SEMINOLE COUNTY, STATE OF OKLAHOMA

To the County Excise Board of said County and State, Greeting:-

Pursuant to the requirements of 68 O.S. 1991 Section 3002, we submit herewith for your consideration, the within statement of the fiscal condition of the County of Seminole, State of Oklahoma, for the fiscal year beginning July 1, 2020 and ending June 30, 2021, together with an itemized statement of the estimated needs thereof for the fiscal year beginning July 1, 2021 and ending June 30, 2022. The same have been prepared in conformity to Statute, in relation to which be it further noted that:

1. We, the members of the Board of County Commissioners of said County and State, do hereby certify that the statements herein submitted show the true and correct conditions of the fiscal affairs of said County for the fiscal year ending June 30, 2021, that said statements comprise a "full and accurate statement of the assessments, receipts and expenditures of the preceding year, made out in detail under separate heads" as required by 19 O.S. 1991 Section 345; that said preparation was had at an official session of said Board, begun on the first Monday in July, 2021 pursuant to the provisions of 68 O.S. 1991 Section 3002.
2. And we further certify that the estimates of the several amounts necessary for current expenses for the fiscal year beginning July 1, 2021 and ending June 30, 2022 as shown under "Schedule 8" were prepared and filed with the Board of County Commissioners as of the first Monday in July 2021, that the same have been correctly entered, and that all estimates made are entered as certified by Department Heads for the respective purposes herein set out. We further certify that the sums requested for salaries of county officers and the deputies are calculated and based upon authority of salary statutes currently effective and applicable in this county.
3. We further certify that the estimated income from sources other than ad valorem tax, shown on "Schedule 4", may reasonably be expected to be collected as a revenue during the ensuing fiscal year, and is not in excess of the 90% of the amounts collected for the same sources during the fiscal year ending June 30, 2021.

Dated at the office of the County Clerk, at Wewoka, Oklahoma,
this 8th day of November, 2021.

Jim M. Lee
Chairman

Clifton Taylor
Commissioner

Treasurer

Court Clerk

Valerie Hogue
County Clerk

Paul J. ...
Commissioner

Assessor

Sheriff



Filed this ____ day of _____, 2021
Secretary and Clerk of Excise Board, Seminole County, Oklahoma.

Independent Accountant's Compilation Report

Honorable Board of County Commissioners

Seminole County, Oklahoma

Management is responsible for the accompanying 2020-2021 prescribed financial statements as of and for the fiscal year ended June 30, 2021, and the 2021-2022 Estimate of Needs (SA&I form 2631R97) and the Publication Sheet (SA&I form 2631R97) for Seminole County, included in accompanying prescribed form. We have performed a compilation engagement in accordance with Statements on Standards for Accounting and Review Services promulgated by the Accounting and Review Services Committee of the AICPA. We did not audit or review the prescribed financial statements, estimate of needs and publication sheet nor were we required to perform any procedures to verify the accuracy or completeness of the information provided by management. Accordingly, we do not express an opinion, a conclusion, nor provide any form of assurance on these prescribed financial statements.

The prescribed financial statements, estimate of needs and publication sheets forms are presented in accordance with the requirements prescribed by the Office of the Oklahoma State Auditor and Inspector per 68 OS § 3003.B as defined by 68 OS § 3004-3011 and are not intended to be a complete presentation of the County's assets and liabilities.

This report is intended solely for the information and use of management of Seminole County, Oklahoma, the Excise Board of Seminole County Oklahoma and for filing with the State Auditor and Inspector and is not intended to be and should not be used by anyone other than these specific parties.

Wilson, Dotson & Assoc.

AFFIDAVIT OF PUBLICATION

STATE OF OKLAHOMA, COUNTY OF SEMINOLE

Personally appeared before me, the undersigned Notary Public,
Seminole County Clerk of the County and State aforesaid, who
being first duly sworn according to law, deposes and says: That he/she complied with the law by having
the financial statement for the fiscal year ending June 30, 2021, and the estimated needs and the
estimated income from sources other than ad valorem taxes, for the fiscal year beginning July 1, 2021
and ending June 30, 2022 published in one issue of the a legally-qualified newspaper published - of
general circulation, in said county (strike inapplicable phrase) a copy of which together with proof of
publication is herewith attached marked Exhibit "Z" and made a part of hereof.

Valarie Hogue
County Clerk



Subscribed and sworn to before me this 9 day of November, 2021.

Bonnie Lose
Notary Public

June 15, 2024
My Commission Expires



DISTRICT COURT OF SEMINOLE COUNTY
SEMINOLE COUNTY
STATE OF OKLAHOMA

(Published on November 10, 2021 in The Seminole Producer)

AFFIDAVIT OF PUBLICATION I, Heather Scheller, of lawful age, being first duly sworn upon oath, deposes and says she is the Legal Representative of the newspaper, THE SEMINOLE PRODUCER, and is duly authorized to make this affidavit. The notice by publication that is hereto-attached and incorporated by reference was published in said newspaper, The Seminole Producer in a regular full edition for One (1) issue(s) and on the following day(s) to-wit:

November 10, 2021

Uninterruptedly, regularly, and continuously, for more than one hundred four consecutive weeks immediately prior to the date of the first publication of the attached notice, The Seminole Producer, as a newspaper has:

1. Been printed and published daily in the city of Seminole, county of Seminole, state of Oklahoma, in the English language.
2. Had a bona fide paid general subscription and circulation in Seminole County, Oklahoma
3. Been admitted to the United States mails as second class mail matter at the City of Seminole, in Seminole County, Oklahoma
4. Been delivered to the United States mails as 2nd class mail matter at the City of Seminole, in Seminole County, Oklahoma

The Seminole Producer comes within all of the prescriptions and requirements of 25 Oklahoma statutes 102 and 106 as well as all other requirements of HB327 of Acts of 18th Legislature of State of Oklahoma, as amended by SB47 of Acts of 19th Legislature of the state of Oklahoma and as amended by HB495 of Acts of 22nd Legislature of state of Oklahoma. Further affiant sayeth not

Heather Scheller

Subscribed and sworn before me this 11 day of November, 2021

[Signature]

Notary public, my Commission Expires: 10-31-23

Commission No. 11009898

PUBLICATION FEE: \$50.70

Calculation Measurement:

Words: 198

Tabular Lines: 30

Insertions: 3



11-10-21

PUBLICATION SHEET - SEMINOLE COUNTY, OKLAHOMA
 FINANCIAL STATEMENT OF THE VARIOUS FUNDS FOR THE FISCAL YEAR ENDING JUNE 30, 2021, AND ESTIMATE OF NEEDS
 FOR THE FISCAL YEAR ENDING JUNE 30, 2022, OF THE GOVERNING BOARD OF
 SEMINOLE COUNTY, OKLAHOMA

Exhibit "Z"

Page 85

STATEMENT OF FINANCIAL CONDITION AS OF JUNE 30, 2021	General Fund	Health Fund	Fair Board
ASSETS:			
Cash Balance June 30, 2021	\$ 1,158,198.50	\$ 751,070.77	\$ -
Investments	\$ -	\$ -	\$ -
TOTAL ASSETS	\$ 1,158,198.50	\$ 751,070.77	\$ -
LIABILITIES AND RESERVES:			
Warrants Outstanding	\$ 54,732.01	\$ 60,851.39	\$ -
Reserves for Interest on Warrants	\$ -	\$ -	\$ -
Reserves from Schedule 8	\$ 55,973.93	\$ 138,063.18	\$ -
TOTAL LIABILITIES AND RESERVES	\$ 110,705.94	\$ 198,914.57	\$ -
CASH FUND BALANCE (Deficit) JUNE 30, 2021	\$ 1,047,492.56	\$ 552,156.20	\$ -
ESTIMATE OF NEEDS FOR FISCAL YEAR ENDING JUNE 30, 2022			
Grand Total Current Expense Needs	\$ 3,471,434.97	\$ 1,013,371.06	\$ -
Reserves for Interest on Warrants & Revaluation	\$ -	\$ -	\$ -
Total Required	\$ 3,471,434.97	\$ 1,013,371.06	\$ -
FINANCED:			
Cash Fund Balance	\$ 1,047,492.56	\$ 552,156.20	\$ -
Revenues Approved by Excise Board	\$ 579,082.95	\$ -	\$ -
Total Deductions	\$ 1,626,575.51	\$ 552,156.20	\$ -
Balance to Raise from Ad Valorem Tax	\$ 1,844,859.46	\$ 461,214.86	\$ -

CERTIFICATE - GOVERNING BOARD

STATE OF OKLAHOMA, COUNTY OF SEMINOLE, ss:

We, the undersigned duly elected, qualified Governing Officers of Seminole County, Oklahoma, do hereby certify that at a meeting of the Governing Body of the said County, begun at the time provided by law for Counties and pursuant to the provisions of 68 O.S. 1991 Sec. 3002, the foregoing statement was prepared and is true and correct condition of the Financial Affairs of said County as reflected by the record of the County Clerk and Treasurer. We further certify that the foregoing estimate for current expenses for the fiscal year beginning July 1, 2021, and ending June 30, 2022, as shown are reasonably necessary for the proper conduct of the affairs of the said County, that the Estimate Income to be derived from sources other than ad valorem taxation does not exceed the lawfully authorized ratio of the revenue derived from the same sources during the preceeding fiscal



[Signature]
 Chairman of Board

[Signature]
 County Clerk

[Signature]
 Commissioner

Subscribed and sworn as before me this
8th day of November, 2021.

[Signature]
 Commissioner

[Signature]
 Notary Public

COUNTY GENERAL COVERING THE PERIOD 7/1/2020 TO 6/30/2021
ESTIMATE OF NEEDS FOR 2021-2022

EXHIBIT A

Schedule 1, Current Balance Sheet - June 30, 2021		Amount
ASSETS:		
Cash Balance June 30, 2021	\$	1,158,198.50
Investments	\$	-
TOTAL ASSETS	\$	1,158,198.50
LIABILITIES AND RESERVES:		
Warrants Outstanding	\$	54,732.01
Reserve for Interest on Warrants	\$	-
Reserves From Schedule 8	\$	55,973.93
TOTAL LIABILITIES AND RESERVES	\$	110,705.94
CASH FUND BALANCE JUNE 30, 2021	\$	1,047,492.56
TOTAL LIABILITIES, RESERVES AND CASH FUND BALANCE	\$	1,158,198.50

Schedule 2, Revenue and Requirements for 2020-2021		
	Detail	Total
REVENUE:		
Adjusted Cash Balance June 30, 2020	\$ 934,423.26	
Cash Fund Balance Transferred From Prior Years	\$ 17,788.84	
All Ad Valorem Tax Apportioned	\$ 2,014,243.79	
Miscellaneous Revenue Apportioned	\$ 1,164,735.00	
TOTAL REVENUE		\$ 4,131,190.89
REQUIREMENTS:		
Claims Paid by Warrants Issued	\$ 3,027,724.40	
Reserves From Schedule 8	\$ 55,973.93	
Interest Paid on Warrants	\$ -	
Reserve for Interest on Warrants	\$ -	
TOTAL REQUIREMENTS		\$ 3,083,698.33
ADD: CASH FUND BALANCE AS PER BALANCE SHEET JUNE 30, 2021		\$ 1,047,492.56
TOTAL REQUIREMENTS AND CASH FUND BALANCE		\$ 4,131,190.89

Schedule 3, Cash Fund Balance Analysis - June 30, 2021		Amount
ADDITIONS:		
Miscellaneous Revenue Collected in Excess with Transfer Adjustments	\$	682,237.76
Warrants Estopped, Cancelled or Converted	\$	594.00
Fiscal Year 2020-2021 Lapsed Appropriations	\$	464,644.17
Fiscal Year 2019-2020 Lapsed Appropriations	\$	17,194.84
Ad Valorem Tax Collections in Excess of Estimate	\$	187,066.41
TOTAL ADDITIONS	\$	1,351,737.18
DEDUCTIONS:		
Supplemental Appropriations	\$	304,244.62
Current Tax in Process of Collection	\$	-
TOTAL DEDUCTIONS	\$	304,244.62
Cash Fund Balance as per Balance Sheet June 30, 2021	\$	1,047,492.56

COUNTY GENERAL COVERING THE PERIOD 7/1/2020 TO 6/30/2021
ESTIMATE OF NEEDS FOR 2021-2022

EXHIBIT A

Schedule 4: Revenue	2019-2020 Account		2020-2021 Account		
SOURCE	Actually Collected	Amount Estimated	Actually Collected	Over (Under)	
Ad Valorem Taxes					
9001 Current Tax	\$ -	\$ 1,827,177.38	\$ 1,927,965.13	\$ 100,787.75	
9002 Prior Year	\$ -		\$ 59,299.44	\$ 59,299.44	
9003 Back Year	\$ -		\$ 26,979.22	\$ 26,979.22	
Ad Valorem Tax Total	\$ -	\$ 1,827,177.38	\$ 2,014,243.79	\$ 187,066.41	
9000, Interest, Mortgage Tax					
9007 Interest Certificates of Deposits	\$ -	\$ -	\$ 8,855.90	\$ 8,855.90	
9008 Interest Income Funds	\$ -	\$ 37,763.38	\$ 13,668.93	\$ (24,094.45)	
Total for Interest, Mortgage Tax	\$ -	\$ 37,763.38	\$ 22,524.83	\$ (15,238.55)	
9100, Local Revenues					
9101 911 Phone fees	\$ -	\$ -	\$ 62.43	\$ 62.43	
9104 Motor Vehicle Auto Stamps	\$ -	\$ 4,666.00	\$ 5,980.21	\$ 1,314.21	
9106 County Clerk Fees	\$ -	\$ 84,182.62	\$ 116,805.96	\$ 32,623.34	
9107 Court Clerk Fees	\$ -	\$ 10,533.82	\$ 11,339.25	\$ 805.43	
9122 Permits	\$ -	\$ 4,617.54	\$ 222,995.30	\$ 218,377.76	
9127 Treasurer Fees	\$ -	\$ -	\$ 1,609.72	\$ 1,609.72	
9129 Visual Inspection	\$ -	\$ 241,690.91	\$ 242,411.64	\$ 720.73	
9130 Wildlife Fines	\$ -	\$ 21.96	\$ 48.75	\$ 26.79	
9133 Cemetery Fees	\$ -	\$ -	\$ 33,965.00	\$ 33,965.00	
9148 Other Fees	\$ -	\$ -	\$ 5,802.00	\$ 5,802.00	
Total for Local Revenues	\$ -	\$ 345,712.85	\$ 641,020.26	\$ 295,307.41	
9200, State Revenues					
9203 Election Board Secretary Reimbursements	\$ -	\$ 37,580.21	\$ 26,121.21	\$ (11,459.00)	
9204 Grants - State	\$ -	\$ -	\$ 17,971.50	\$ 17,971.50	
9215 OTC - Motor Vehicle	\$ -	\$ 34,464.15	\$ 40,511.09	\$ 6,046.94	
9219 OTC - Tobacco	\$ -	\$ 24,758.05	\$ 27,946.55	\$ 3,188.50	
9221 Payment in lieu of Taxes	\$ -	\$ 9,562.50	\$ 10,775.00	\$ 1,212.50	
9224 State Land Reimbursement	\$ -	\$ 25.41	\$ 3,097.41	\$ 3,072.00	
9225 Election Reimbursements	\$ -	\$ -	\$ 14,145.95	\$ 14,145.95	
Total for State Revenues	\$ -	\$ 106,390.32	\$ 140,568.71	\$ 34,178.39	
9300, Federal Revenues					
9317 CARES Act	\$ -	\$ -	\$ 252,688.01	\$ 252,688.01	
Total for Federal Revenues	\$ -	\$ -	\$ 252,688.01	\$ 252,688.01	
9400, Miscellaneous Revenues					
9407 Reimbursements of Expenditures	\$ -	\$ 648.00	\$ 32,127.03	\$ 31,479.03	
9409 Resale Distribution	\$ -	\$ -	\$ -	\$ -	
9410 Royalty	\$ -	\$ 631.40	\$ 701.17	\$ 69.77	
9411 Sale of County Owned Assets	\$ -	\$ 5,670.00	\$ 36,075.00	\$ 30,405.00	
9412 Sale of County Owned Property	\$ -	\$ -	\$ 3,225.00	\$ 3,225.00	
9415 Miscellaneous	\$ -	\$ 211.50	\$ 35,804.99	\$ 35,593.49	
Total for Miscellaneous Revenues	\$ -	\$ 7,160.90	\$ 107,933.19	\$ 100,772.29	
TOTAL REVENUES FOR THE COUNTY GENERAL FUND					
Total Unrestricted Revenue	\$ -	\$ 497,027.45	\$ 1,164,735.00	\$ 667,707.55	
9216 OTC - Sales Tax	\$ -	\$ -	\$ -	\$ -	
Restricted - Sales Tax Interest	\$ -	\$ -	\$ -	\$ -	
Total Miscellaneous County General	\$ -	\$ 497,027.45	\$ 1,164,735.00	\$ 667,707.55	
Ad Valorem Tax	\$ -	\$ 1,827,177.38	\$ 2,014,243.79	\$ 187,066.41	
Grand Total of All Revenues	\$ -	\$ 2,324,204.83	\$ 3,178,978.79	\$ 854,773.96	

COUNTY GENERAL COVERING THE PERIOD 7/1/2020 TO 6/30/2021
ESTIMATE OF NEEDS FOR 2021-2022

EXHIBIT A

Schedule 4: Revenue	Basis & Limit of Ensuing Estimate	2021-2022 Account	
SOURCE		Estimated by Governing Board	Approved by Excise Board
Ad Valorem Taxes			
9001 Current Tax	95.69%	\$ 1,844,859.46	\$ 1,844,859.46
9002 Prior Year			
9003 Back Year			
Ad Valorem Tax Total		\$ 1,844,859.46	\$ 1,844,859.46
9000, Interest, Mortgage Tax			
9007 Interest Certificates of Deposits	90.00%	\$ 7,970.30	\$ 7,970.30
9008 Interest Income Funds	90.00%	\$ 12,302.04	\$ 12,302.04
Total for Interest, Mortgage Tax		\$ 20,272.34	\$ 20,272.34
9100, Local Revenues			
9101 911 Phone fees	90.00%	\$ 56.19	\$ 56.19
9104 Motor Vehicle Auto Stamps	90.00%	\$ 5,382.19	\$ 5,382.19
9106 County Clerk Fees	90.00%	\$ 105,125.36	\$ 105,125.36
9107 Court Clerk Fees	90.00%	\$ 10,205.33	\$ 10,205.33
9122 Permits	25.00%	\$ 55,748.83	\$ 55,748.83
9127 Treasurer Fees	90.00%	\$ 1,448.75	\$ 1,448.75
9129 Visual Inspection	102.47%	\$ 248,397.59	\$ 248,397.59
9130 Wildlife Fines	90.01%	\$ 43.88	\$ 43.88
9133 Cemetery Fees	0.00%	\$ -	\$ -
9148 Other Fees	90.00%	\$ 5,221.80	\$ 5,221.80
Total for Local Revenues		\$ 431,629.92	\$ 431,629.92
9200, State Revenues			
9203 Election Board Secretary Reimbursements	90.00%	\$ 23,509.09	\$ 23,509.09
9204 Grants - State	90.00%	\$ 16,174.35	\$ 16,174.35
9215 OTC - Motor Vehicle	90.00%	\$ 36,459.98	\$ 36,459.98
9219 OTC - Tobacco	90.00%	\$ 25,151.90	\$ 25,151.90
9221 Payment In lieu of Taxes	90.00%	\$ 9,697.50	\$ 9,697.50
9224 State Land Reimbursement	90.00%	\$ 2,787.67	\$ 2,787.67
9225 Election Reimbursements	90.00%	\$ 12,731.35	\$ 12,731.35
Total for State Revenues		\$ 126,511.84	\$ 126,511.84
9300, Federal Revenues			
9317 CARES Act	0.00%	\$ -	\$ -
Total for Federal Revenues		\$ -	\$ -
9400, Miscellaneous Revenues			
9407 Reimbursements of Expenditures	0.00%	\$ -	\$ -
9409 Resale Distribution	0.00%	\$ -	\$ -
9410 Royalty	90.00%	\$ 631.05	\$ 631.05
9411 Sale of County Owned Assets	0.00%	\$ -	\$ -
9412 Sale of County Owned Property	0.00%	\$ -	\$ -
9415 Miscellaneous	0.11%	\$ 37.80	\$ 37.80
Total for Miscellaneous Revenues		\$ 668.85	\$ 668.85
TOTAL REVENUES FOR THE COUNTY GENERAL FUND			
Total Unrestricted Revenue	49.72%	\$ 579,082.95	\$ 579,082.95
9216 OTC - Sales Tax	0.00%	\$ -	\$ -
Restricted - Sales Tax Interest	90.00%	\$ -	\$ -
Total Miscellaneous County General		\$ 579,082.95	\$ 579,082.95
Ad Valorem Tax		\$ 1,844,859.46	\$ 1,844,859.46
Grand Total of All Revenues		\$ 2,423,942.41	\$ 2,423,942.41
Surplus Cash from Schedule 3		\$ 1,047,492.56	\$ 1,047,492.56
Total Budget for General Fund		\$ 3,471,434.97	\$ 3,471,434.97

EXHIBIT A

Schedule 5: County General Fund Balance Sheet of Current and All Prior Years		
CURRENT AND ALL PRIOR YEARS	2020-21	PRE-2020
Cash Balance Reported to Excise Board June 30, 2020	\$ -	\$ 1,038,548.41
Opening Balance from Prior Year	\$ 919,893.05	\$ 919,893.05
Cash Fund Balance Transferred Out	\$ 5,078.63	\$ -
Cash Fund Balance Transferred In	\$ 19,608.84	\$ -
Adjusted Cash Balance	\$ 934,423.26	\$ 118,655.36
Ad Valorem Tax Apportioned	\$ 2,014,243.79	\$ -
Miscellaneous Revenue (Schedule 4)	\$ 1,164,735.00	\$ -
Cash Fund Balance Forward From Preceding Year	\$ 17,788.84	\$ -
Prior Expenditures Recovered	\$ -	\$ -
TOTAL RECEIPTS	\$ 3,196,767.63	\$ -
TOTAL RECEIPTS AND BALANCE	\$ 4,131,190.89	\$ 118,655.36
Warrants of Year in Caption	\$ 2,972,992.39	\$ 100,866.52
Interest Paid Thereon	\$ -	\$ -
TOTAL DISBURSEMENTS	\$ 2,972,992.39	\$ 100,866.52
CASH BALANCE AND INVESTMENTS JUNE 30, 2021	\$ 1,158,198.50	\$ 17,788.84
Reserve for Warrants Outstanding	\$ 54,732.01	\$ -
Reserve for Interest on Warrants	\$ -	\$ -
Reserves From Schedule 8	\$ 55,973.93	\$ -
TOTAL LIABILITES AND RESERVE	\$ 110,705.94	\$ -
DEFICIT:	\$ -	\$ -
CASH BALANCE FORWARD TO NEXT YEAR	\$ 1,047,492.56	\$ 17,788.84

Schedule 6: County General Fund Warrant Account of Current and All Prior Years			
CURRENT AND ALL PRIOR YEARS	2020-21	PRE-2020	Total
Warrants Outstanding June 30 of Year in Caption	\$ -	\$ 62,150.90	\$ 62,150.90
Warrants Registered During Year	\$ 3,027,724.40	\$ 39,309.62	\$ 3,067,034.02
TOTAL	\$ 3,027,724.40	\$ 101,460.52	\$ 3,129,184.92
Warrants Paid During Year	\$ 2,972,992.39	\$ 100,866.52	\$ 3,073,858.91
Warrants Converted to Bonds or Judgements	\$ -	\$ -	\$ -
Warrants Cancelled	\$ -	\$ 594.00	\$ 594.00
Warrants Estopped by Statute	\$ -	\$ -	\$ -
TOTAL WARRANTS RETIRED	\$ 2,972,992.39	\$ 101,460.52	\$ 3,074,452.91
TOTAL WARRANTS OUTSTANDING JUNE 30, 2021	\$ 54,732.01	\$ -	\$ 54,732.01

Schedule 7: 2020 Ad Valorem Tax Account			
2020 Net Valuation Cert. To County Excise Board	\$ 192,518,690.00	10.440 Mills	Amount
Total Proceeds of Levy as Certified			\$ 2,009,895.12
Additions:			\$ -
Deductions:			\$ -
Gross Balance Tax			\$ 2,009,895.12
Less Reserve for Delinquent Tax		Prior Year Percent for Delinquency 10%	\$ 182,717.74
Reserve for Protest Pending			\$ -
Balance Available Tax			\$ 1,827,177.38
Deduct 2020 Tax Apportioned			\$ 1,927,965.13
Net Balance 2020 Tax in Process of Collection			\$ -
Excess Collections			\$ 100,787.75

Schedule 9: County General Fund Summary of Expenses				
Total for Expenses	Net Appropriations July 1, 2021	Warrants Issued	Reserves	Approved by County Excise Board
1100 Total Salaries	\$ 1,434,777.27	\$ 1,369,320.94	\$ -	\$ 1,476,880.12
1200 Fringe Benefits	\$ 752,980.22	\$ 611,037.29	\$ 9,200.00	\$ 769,496.43
1300 Travel Related	\$ 38,820.05	\$ 18,746.45	\$ 1,950.00	\$ 56,050.00
2000 Total Maintenance & Operations	\$ 1,156,138.19	\$ 917,799.65	\$ 40,523.93	\$ 903,002.42
4100 Total Machinery & Equipment, Capital Outlay	\$ 165,626.77	\$ 110,820.07	\$ 4,300.00	\$ 266,006.00

COUNTY GENERAL COVERING THE PERIOD 7/1/2020 TO 6/30/2021
ESTIMATE OF NEEDS FOR 2021-2022

EXHIBIT A

Schedule 8: Report Of Prior Year's Expenditures				
DEPARTMENTS OF GOVERNMENT APPROPRIATED ACCOUNTS	FISCAL YEAR ENDING JUNE 30, 2020			FY ENDING JUNE, 30 2021
	Reserves 6-30-2020	Warrants Since Issued	Balance Lapsed Appropriations	Original Appropriations
Dept: 0400, Sheriff				
1110 Full time salaries	\$ -	\$ -	\$ -	\$ 500,708.00
2005 Maintenance & Operation	\$ 2,611.67	\$ 1,818.82	\$ 792.85	\$ 121,000.00
4110 Capital Outlay	\$ -	\$ -	\$ -	\$ 75,000.00
Total for Sheriff	\$ 2,611.67	\$ 1,818.82	\$ 792.85	\$ 696,708.00
Dept: 0600, Treasurer				
1110 Full time salaries	\$ -	\$ -	\$ -	\$ 110,900.04
1310 Travel	\$ -	\$ -	\$ -	\$ 1,350.00
2005 Maintenance & Operation	\$ 4,286.25	\$ 4,197.25	\$ 89.00	\$ 26,608.00
4110 Capital Outlay	\$ 876.23	\$ 876.23	\$ -	\$ 1,500.00
Total for Treasurer	\$ 5,162.48	\$ 5,073.48	\$ 89.00	\$ 140,358.04
Dept: 0800, Commissioners				
1110 Full time salaries	\$ -	\$ -	\$ -	\$ 14,400.00
1130 Part Time salaries	\$ -	\$ -	\$ -	\$ 4,600.00
1310 Travel	\$ -	\$ -	\$ -	\$ 2,000.00
2005 Maintenance & Operation	\$ 250.00	\$ 208.32	\$ 41.68	\$ 7,199.00
4110 Capital Outlay	\$ -	\$ -	\$ -	\$ 1.00
Total for Commissioners	\$ 250.00	\$ 208.32	\$ 41.68	\$ 28,200.00
Dept: 0900, OSU Extension				
1110 Full time salaries	\$ -	\$ -	\$ -	\$ 16,000.00
1310 Travel	\$ 950.00	\$ 122.50	\$ 827.50	\$ 10,000.00
2005 Maintenance & Operation	\$ 3,275.27	\$ 2,713.93	\$ 561.34	\$ 10,499.00
2040 Rentals & Leases	\$ 250.00	\$ 28.50	\$ 221.50	\$ -
4110 Capital Outlay	\$ -	\$ -	\$ -	\$ 1.00
Total for OSU Extension	\$ 4,475.27	\$ 2,864.93	\$ 1,610.34	\$ 36,500.00
Dept: 1000, County Clerk				
1110 Full time salaries	\$ -	\$ -	\$ -	\$ 193,700.04
1310 Travel	\$ -	\$ -	\$ -	\$ 1,350.00
2005 Maintenance & Operation	\$ 1,811.60	\$ 1,761.60	\$ 50.00	\$ 25,821.00
4110 Capital Outlay	\$ -	\$ -	\$ -	\$ 1.00
Total for County Clerk	\$ 1,811.60	\$ 1,761.60	\$ 50.00	\$ 220,872.04
Dept: 1400, Court Clerk				
1110 Full time salaries	\$ -	\$ -	\$ -	\$ 158,900.04
Total for Court Clerk	\$ -	\$ -	\$ -	\$ 158,900.04
Dept: 1600, Assessor				
1110 Full time salaries	\$ -	\$ -	\$ -	\$ 164,740.04
1310 Travel	\$ -	\$ -	\$ -	\$ 10,700.00
2005 Maintenance & Operation	\$ -	\$ -	\$ -	\$ 3,150.00
2040 Rentals & Leases	\$ -	\$ -	\$ -	\$ 3,000.00
4110 Capital Outlay	\$ -	\$ -	\$ -	\$ 1.00
Total for Assessor	\$ -	\$ -	\$ -	\$ 181,591.04
Dept: 1700, Visual Inspection				
1110 Full time salaries	\$ -	\$ -	\$ -	\$ 135,750.00
1200	\$ -	\$ -	\$ -	\$ 73,675.76
1310 Travel	\$ 570.00	\$ 323.48	\$ 246.52	\$ 21,435.00
2005 Maintenance & Operation	\$ 7,253.90	\$ 6,438.39	\$ 815.51	\$ 73,750.00
Total for Visual Inspection	\$ 7,823.90	\$ 6,761.87	\$ 1,062.03	\$ 304,610.76

COUNTY GENERAL COVERING THE PERIOD 7/1/2020 TO 6/30/2021
ESTIMATE OF NEEDS FOR 2021-2022

EXHIBIT A

Schedule 8: Report Of Prior Year's Expenditures							
FISCAL YEAR ENDING JUNE 30, 2021					FISCAL YEAR 2021-2022		
Supplemental Adjustments	Net Amount of Appropriations	Warrants Issued	Reserves	Lapsed Balance Known to be Unencumbered	Needs as Estimated by Governing Board	Approved by County Excise Board	
Dept: 0400, Sheriff							
\$ -	\$ 500,708.00	\$ 476,093.09	\$ -	\$ 24,614.91	\$ 626,800.00	\$ 487,000.00	
\$ 224,575.78	\$ 345,575.78	\$ 233,513.27	\$ 4,666.05	\$ 107,396.46	\$ 225,650.00	\$ 133,100.00	
\$ 50,800.00	\$ 125,800.00	\$ 109,674.27	\$ 4,300.00	\$ 11,825.73	\$ 75,000.00	\$ 75,000.00	
\$ 275,375.78	\$ 972,083.78	\$ 819,280.63	\$ 8,966.05	\$ 143,837.10	\$ 927,450.00	\$ 695,100.00	
Dept: 0600, Treasurer							
\$ 22,228.32	\$ 133,128.36	\$ 133,128.36	\$ -	\$ -	\$ 118,100.04	\$ 118,100.04	
\$ -	\$ 1,350.00	\$ 828.21	\$ 500.00	\$ 21.79	\$ 7,350.00	\$ 7,350.00	
\$ -	\$ 26,608.00	\$ 19,935.02	\$ 1,883.53	\$ 4,789.45	\$ 27,370.00	\$ 27,370.00	
\$ -	\$ 1,500.00	\$ 1,145.80	\$ -	\$ 354.20	\$ 1,000.00	\$ 1,000.00	
\$ 22,228.32	\$ 162,586.36	\$ 155,037.39	\$ 2,383.53	\$ 5,165.44	\$ 153,820.04	\$ 153,820.04	
Dept: 0800, Commissioners							
\$ -	\$ 14,400.00	\$ 14,400.00	\$ -	\$ -	\$ 14,400.00	\$ 14,400.00	
\$ -	\$ 4,600.00	\$ 1,332.00	\$ -	\$ 3,268.00	\$ 4,600.00	\$ 4,600.00	
\$ -	\$ 2,000.00	\$ -	\$ -	\$ 2,000.00	\$ 2,000.00	\$ 2,000.00	
\$ -	\$ 7,199.00	\$ 449.25	\$ 498.00	\$ 6,251.75	\$ 7,199.00	\$ 7,199.00	
\$ -	\$ 1.00	\$ -	\$ -	\$ 1.00	\$ 1.00	\$ 1.00	
\$ -	\$ 28,200.00	\$ 16,181.25	\$ 498.00	\$ 11,520.75	\$ 28,200.00	\$ 28,200.00	
Dept: 0900, OSU Extension							
\$ -	\$ 16,000.00	\$ 15,999.96	\$ -	\$ 0.04	\$ 16,000.00	\$ 16,000.00	
\$ -	\$ 10,000.00	\$ 3,297.64	\$ 1,450.00	\$ 5,252.36	\$ 12,000.00	\$ 12,000.00	
\$ -	\$ 10,499.00	\$ 3,338.67	\$ 1,790.82	\$ 5,369.51	\$ 12,499.00	\$ 12,499.00	
\$ -	\$ -	\$ -	\$ -	\$ -	\$ -	\$ -	
\$ -	\$ 1.00	\$ -	\$ -	\$ 1.00	\$ 1.00	\$ 1.00	
\$ -	\$ 36,500.00	\$ 22,636.27	\$ 3,240.82	\$ 10,622.91	\$ 40,500.00	\$ 40,500.00	
Dept: 1000, County Clerk							
\$ -	\$ 193,700.04	\$ 193,553.18	\$ -	\$ 146.86	\$ 216,280.00	\$ 216,280.00	
\$ -	\$ 1,350.00	\$ 994.94	\$ -	\$ 355.06	\$ 6,000.00	\$ 6,000.00	
\$ 6.12	\$ 25,827.12	\$ 20,729.66	\$ 5,096.52	\$ 0.94	\$ 25,821.00	\$ 25,821.00	
\$ -	\$ 1.00	\$ -	\$ -	\$ 1.00	\$ 1.00	\$ 1.00	
\$ 6.12	\$ 220,878.16	\$ 215,277.78	\$ 5,096.52	\$ 503.86	\$ 248,102.00	\$ 248,102.00	
Dept: 1400, Court Clerk							
\$ 10,500.00	\$ 169,400.04	\$ 169,400.04	\$ -	\$ -	\$ 168,500.04	\$ 168,500.04	
\$ 10,500.00	\$ 169,400.04	\$ 169,400.04	\$ -	\$ -	\$ 168,500.04	\$ 168,500.04	
Dept: 1600, Assessor							
\$ -	\$ 164,740.04	\$ 163,018.48	\$ -	\$ 1,721.56	\$ 186,550.04	\$ 186,550.04	
\$ -	\$ 10,700.00	\$ 5,950.33	\$ -	\$ 4,749.67	\$ 10,700.00	\$ 10,700.00	
\$ -	\$ 3,150.00	\$ 2,977.83	\$ -	\$ 172.17	\$ 2,690.00	\$ 2,690.00	
\$ -	\$ 3,000.00	\$ 2,957.88	\$ -	\$ 42.12	\$ 3,000.00	\$ 3,000.00	
\$ -	\$ 1.00	\$ -	\$ -	\$ 1.00	\$ 1.00	\$ 1.00	
\$ -	\$ 181,591.04	\$ 174,904.52	\$ -	\$ 6,686.52	\$ 202,941.04	\$ 202,941.04	
Dept: 1700, Visual Inspection							
\$ (15,000.00)	\$ 120,750.00	\$ 112,515.80	\$ -	\$ 8,234.20	\$ 137,150.00	\$ 137,150.00	
\$ (3,000.00)	\$ 70,675.76	\$ 62,122.46	\$ -	\$ 8,553.30	\$ 73,675.76	\$ 73,675.76	
\$ (11,000.00)	\$ 10,435.00	\$ 6,912.28	\$ -	\$ 3,522.72	\$ 15,000.00	\$ 15,000.00	
\$ 29,633.10	\$ 103,383.10	\$ 97,082.92	\$ 5,553.47	\$ 746.71	\$ 78,784.24	\$ 78,784.24	
\$ 633.10	\$ 305,243.86	\$ 278,633.46	\$ 5,553.47	\$ 21,056.93	\$ 304,610.00	\$ 304,610.00	

COUNTY GENERAL COVERING THE PERIOD 7/1/2020 TO 6/30/2021
ESTIMATE OF NEEDS FOR 2021-2022

EXHIBIT A

Schedule 8: Report Of Prior Year's Expenditures				
DEPARTMENTS OF GOVERNMENT APPROPRIATED ACCOUNTS	FISCAL YEAR ENDING JUNE 30, 2020			FY ENDING JUNE, 30 2021
	Reserves 6-30-2020	Warrants Since Issued	Balance Lapsed Appropriations	Original Appropriations
Dept: 2000, General Government				
1110 Full time salaries	\$ -	\$ -	\$ -	\$ 25,000.00
1130 Part Time salaries	\$ -	\$ -	\$ -	\$ 1,000.00
1210 FICA	\$ -	\$ -	\$ -	\$ 93,446.28
1221 OPERS - County portion	\$ -	\$ -	\$ -	\$ 195,000.00
1222 Health Insurance	\$ -	\$ -	\$ -	\$ 317,374.39
1233 Unemployment Compensation	\$ 12,000.00	\$ 8,456.68	\$ 3,543.32	\$ 90,000.00
2005 Maintenance & Operation	\$ 12,786.53	\$ 8,022.73	\$ 4,763.80	\$ 470,280.32
2020 Professional Services	\$ -	\$ -	\$ -	\$ 39,300.00
4110 Capital Outlay	\$ 3,800.00	\$ 3,800.00	\$ -	\$ 38,319.77
Total for General Government	\$ 28,586.53	\$ 20,279.41	\$ 8,307.12	\$ 1,269,720.76
Dept: 2100, Excise Equalization				
1130 Part Time salaries	\$ -	\$ -	\$ -	\$ 4,500.00
1310 Travel	\$ -	\$ -	\$ -	\$ 1,500.00
2005 Maintenance & Operation	\$ -	\$ -	\$ -	\$ -
Total for Excise Equalization	\$ -	\$ -	\$ -	\$ 6,000.00
Dept: 2200, Election Board				
1110 Full time salaries	\$ -	\$ -	\$ -	\$ 55,169.00
1130 Part Time salaries	\$ -	\$ -	\$ -	\$ 8,500.00
1310 Travel	\$ 230.00	\$ -	\$ 230.00	\$ 1,500.00
2005 Maintenance & Operation	\$ -	\$ -	\$ -	\$ 25,000.00
4110 Capital Outlay	\$ -	\$ -	\$ -	\$ 1.00
Total for Election Board	\$ 230.00	\$ -	\$ 230.00	\$ 90,170.00
Dept: 2700, Emergency Management				
1110 Full time salaries	\$ -	\$ -	\$ -	\$ -
2005 Maintenance & Operation	\$ 400.00	\$ -	\$ 400.00	\$ 9,998.00
4110 Capital Outlay	\$ -	\$ -	\$ -	\$ 2.00
Total for Emergency Management	\$ 400.00	\$ -	\$ 400.00	\$ 10,000.00
Dept: 4500, County Audit Budget				
2005 Maintenance & Operation	\$ -	\$ -	\$ -	\$ 50,157.20
Total for County Audit Budget	\$ -	\$ -	\$ -	\$ 50,157.20
Dept: 4600, County Cemetery				
1110 Full time salaries	\$ -	\$ -	\$ -	\$ 14,400.00
2005 Maintenance & Operation	\$ 253.01	\$ 241.19	\$ 11.82	\$ 10,610.00
4110 Capital Outlay	\$ -	\$ -	\$ -	\$ -
Total for County Cemetery	\$ 253.01	\$ 241.19	\$ 11.82	\$ 25,010.00
Dept: 4700, Free Fair Budget				
1130 Part Time salaries	\$ -	\$ -	\$ -	\$ 4,800.00
2005 Maintenance & Operation	\$ 4,900.00	\$ 300.00	\$ 4,600.00	\$ 13,300.00
2015 Premiums & Awards	\$ -	\$ -	\$ -	\$ 7,200.00
Total for Free Fair Budget	\$ 4,900.00	\$ 300.00	\$ 4,600.00	\$ 25,300.00
COUNTY GENERAL FUND ACCOUNT				
Sub-Total of Expenditures	\$ 56,504.46	\$ 39,309.62	\$ 17,194.84	\$ 3,244,097.88
SUBJECT TO WARRANT ISSUE				
Total Provision for Interest on Warrants	\$ -	\$ -	\$ -	\$ -
TOTAL UNRESTRICTED EXPENSES FOR THE COUNTY GENERAL FUND				
	\$ 56,504.46	\$ 39,309.62	\$ 17,194.84	\$ 3,244,097.88

COUNTY GENERAL COVERING THE PERIOD 7/1/2020 TO 6/30/2021
ESTIMATE OF NEEDS FOR 2021-2022

EXHIBIT A

Schedule 8: Report Of Prior Year's Expenditures						
FISCAL YEAR ENDING JUNE 30, 2021					FISCAL YEAR 2021-2022	
Supplemental Adjustments	Net Amount of Appropriations	Warrants Issued	Reserves	Lapsed Balance Known to be Unencumbered	Needs as Estimated by Governing Board	Approved by County Excise Board
Dept: 2000, General Government						
\$ (25,000.00)	\$ -	\$ -	\$ -	\$ -	\$ -	\$ -
\$ 25,000.00	\$ 26,000.00	\$ 16,622.76	\$ -	\$ 9,377.24	\$ 26,000.00	\$ 26,000.00
\$ (4,150.14)	\$ 89,296.14	\$ 87,182.87	\$ -	\$ 2,113.27	\$ 93,446.28	\$ 93,446.28
\$ -	\$ 195,000.00	\$ 163,608.83	\$ -	\$ 31,391.17	\$ 195,000.00	\$ 195,000.00
\$ (9,366.07)	\$ 308,008.32	\$ 282,529.26	\$ -	\$ 25,479.06	\$ 317,374.39	\$ 317,374.39
\$ -	\$ 90,000.00	\$ 15,593.87	\$ 9,200.00	\$ 65,206.13	\$ 90,000.00	\$ 90,000.00
\$ 5,882.57	\$ 476,162.89	\$ 452,822.66	\$ 12,807.01	\$ 10,533.22	\$ 477,590.42	\$ 477,590.42
\$ -	\$ 39,300.00	\$ 7,642.00	\$ -	\$ 31,658.00	\$ 39,300.00	\$ 39,300.00
\$ -	\$ 38,319.77	\$ -	\$ -	\$ 38,319.77	\$ 180,000.00	\$ 180,000.00
\$ (7,633.64)	\$ 1,262,087.12	\$ 1,026,002.25	\$ 22,007.01	\$ 214,077.86	\$ 1,418,711.09	\$ 1,418,711.09
Dept: 2100, Excise Equalization						
\$ 14.95	\$ 4,514.95	\$ 3,584.08	\$ -	\$ 930.87	\$ 4,500.00	\$ 4,500.00
\$ (14.95)	\$ 1,485.05	\$ 694.65	\$ -	\$ 790.40	\$ 1,500.00	\$ 1,500.00
\$ -	\$ -	\$ -	\$ -	\$ -	\$ 1,000.00	\$ 1,000.00
\$ -	\$ 6,000.00	\$ 4,278.73	\$ -	\$ 1,721.27	\$ 7,000.00	\$ 7,000.00
Dept: 2200, Election Board						
\$ 4,966.84	\$ 60,135.84	\$ 59,768.19	\$ -	\$ 367.65	\$ 62,700.00	\$ 62,700.00
\$ (3,000.00)	\$ 5,500.00	\$ 3,105.00	\$ -	\$ 2,395.00	\$ 9,500.00	\$ 9,500.00
\$ -	\$ 1,500.00	\$ 68.40	\$ -	\$ 1,431.60	\$ 1,500.00	\$ 1,500.00
\$ 4,672.10	\$ 29,672.10	\$ 19,224.96	\$ 6.00	\$ 10,441.14	\$ 30,000.00	\$ 30,000.00
\$ -	\$ 1.00	\$ -	\$ -	\$ 1.00	\$ 1.00	\$ 1.00
\$ 6,638.94	\$ 96,808.94	\$ 82,166.55	\$ 6.00	\$ 14,636.39	\$ 103,701.00	\$ 103,701.00
Dept: 2700, Emergency Management						
\$ -	\$ -	\$ -	\$ -	\$ -	\$ 10,000.00	\$ -
\$ (3,504.00)	\$ 6,494.00	\$ 1,496.00	\$ -	\$ 4,998.00	\$ 9,999.00	\$ 9,999.00
\$ -	\$ 2.00	\$ -	\$ -	\$ 2.00	\$ 1.00	\$ 1.00
\$ (3,504.00)	\$ 6,496.00	\$ 1,496.00	\$ -	\$ 5,000.00	\$ 20,000.00	\$ 10,000.00
Dept: 4500, County Audit Budget						
\$ -	\$ 50,157.20	\$ 36,409.61	\$ 1,636.00	\$ 12,111.59	\$ 31,549.76	\$ 31,549.76
\$ -	\$ 50,157.20	\$ 36,409.61	\$ 1,636.00	\$ 12,111.59	\$ 31,549.76	\$ 31,549.76
Dept: 4600, County Cemetery						
\$ -	\$ 14,400.00	\$ -	\$ -	\$ 14,400.00	\$ 15,600.00	\$ 15,600.00
\$ -	\$ 10,610.00	\$ 10,605.07	\$ -	\$ 4.93	\$ 7,800.00	\$ 7,800.00
\$ -	\$ -	\$ -	\$ -	\$ -	\$ 10,000.00	\$ 10,000.00
\$ -	\$ 25,010.00	\$ 10,605.07	\$ -	\$ 14,404.93	\$ 33,400.00	\$ 33,400.00
Dept: 4700, Free Fair Budget						
\$ 2,000.00	\$ 6,800.00	\$ 6,800.00	\$ -	\$ -	\$ 10,000.00	\$ 10,000.00
\$ (2,000.00)	\$ 11,300.00	\$ 4,679.57	\$ 6,586.53	\$ 33.90	\$ 9,300.00	\$ 9,300.00
\$ -	\$ 7,200.00	\$ 3,935.28	\$ -	\$ 3,264.72	\$ 6,000.00	\$ 6,000.00
\$ -	\$ 25,300.00	\$ 15,414.85	\$ 6,586.53	\$ 3,298.62	\$ 25,300.00	\$ 25,300.00
COUNTY GENERAL FUND ACCOUNT						
\$ 304,244.62	\$ 3,548,342.50	\$ 3,027,724.40	\$ 55,973.93	\$ 464,644.17	\$ 3,713,784.97	\$ 3,471,434.97
SUBJECT TO WARRANT ISSUE						
\$ -	\$ -	\$ -	\$ -	\$ -	\$ -	\$ -
TOTAL UNRESTRICTED EXPENSES FOR THE COUNTY GENERAL FUND						
\$ 304,244.62	\$ 3,548,342.50	\$ 3,027,724.40	\$ 55,973.93	\$ 464,644.17	\$ 3,713,784.97	\$ 3,471,434.97

ESTIMATE OF NEEDS FOR THE 2021-2022 FISCAL YEAR					Estimate of Needs by Governing Board	Approved by County Excise Board
PURPOSE:						
Total of Unrestricted Expenses for the County General, Schedule 8					\$ 3,713,784.97	\$ 3,471,434.97

Total of Restricted Sales Tax Expenses for the County General, Schedule 8A	\$ -	\$ -
Pro rata share of County Assessor's Budget as determined by County Excise Board	\$ -	\$ -
GRAND TOTAL - County General Fund	\$ 3,713,784.97	\$ 3,471,434.97

COUNTY HIGHWAY UNRESTRICTED COVERING THE PERIOD 7/1/2020 TO 6/30/2021
ESTIMATE OF NEEDS FOR 2021-2022

EXHIBIT D

Schedule 1, Current Balance Sheet - June 30, 2021	
	Amount
ASSETS:	
Cash Balance June 30, 2021	\$ 1,686,579.44
Investments	\$ -
TOTAL ASSETS	\$ 1,686,579.44
LIABILITIES AND RESERVES:	
Warrants Outstanding	\$ 203,179.94
Reserve for Interest on Warrants	\$ -
Reserves From Schedule 8	\$ 43,999.98
TOTAL LIABILITIES AND RESERVES	\$ 247,179.92
CASH FUND BALANCE JUNE 30, 2021	\$ 1,439,399.52
TOTAL LIABILITIES, RESERVES AND CASH FUND BALANCE	\$ 1,686,579.44

Schedule 2, Revenue and Requirements for 2020-2021		
	Detail	Total
REVENUE:		
Adjusted Cash Balance June 30, 2020	\$ 1,686,619.68	
Cash Fund Balance Transferred From Prior Years	\$ 25,208.57	
Miscellaneous Revenue Apportioned	\$ 2,894,571.64	
TOTAL REVENUE		\$ 4,606,399.89
REQUIREMENTS:		
Claims Paid by Warrants Issued	\$ 3,123,000.39	
Reserves From Schedule 8	\$ 43,999.98	
Interest Paid on Warrants	\$ -	
Reserve for Interest on Warrants	\$ -	
TOTAL REQUIREMENTS		\$ 3,167,000.37
ADD: CASH FUND BALANCE AS PER BALANCE SHEET JUNE 30, 2021		\$ 1,439,399.52
TOTAL REQUIREMENTS AND CASH FUND BALANCE		\$ 4,606,399.89

COUNTY HIGHWAY UNRESTRICTED COVERING THE PERIOD 7/1/2020 TO 6/30/2021
ESTIMATE OF NEEDS FOR 2021-2022

EXHIBIT D

Schedule 4: Revenue	2019-2020 Account		2020-2021 Account	
SOURCE	Actually Collected	Amount Estimated	Actually Collected	Over (Under)
9000, Interest, Mortgage Tax				
9008 Interest Income Funds	\$ -	\$ -	\$ 767.70	\$ 767.70
Total for Interest, Mortgage Tax	\$ -	\$ -	\$ 767.70	\$ 767.70
9100, Local Revenues				
9110 Donations	\$ -	\$ -	\$ 1,890.00	\$ 1,890.00
9122 Permits	\$ -	\$ -	\$ 10,673.03	\$ 10,673.03
9133 Cemetery Fees	\$ -	\$ -	\$ 14,900.00	\$ 14,900.00
Total for Local Revenues	\$ -	\$ -	\$ 27,463.03	\$ 27,463.03
9200, State Revenues				
9210 OTC - Diesel	\$ -	\$ -	\$ 247,494.03	\$ 247,494.03
9211 OTC - Forfeiture	\$ -	\$ -	\$ 1,002.61	\$ 1,002.61
9212 OTC - Gasoline tax	\$ -	\$ -	\$ 790,735.59	\$ 790,735.59
9213 OTC - Gross Production	\$ -	\$ -	\$ 351,073.38	\$ 351,073.38
9215 OTC - Motor Vehicle	\$ -	\$ -	\$ 887,492.80	\$ 887,492.80
9218 OTC - Special	\$ -	\$ -	\$ 104.09	\$ 104.09
9228 OTC Forfeiture-Gasoline	\$ -	\$ -	\$ 2,593.88	\$ 2,593.88
Total for State Revenues	\$ -	\$ -	\$ 2,280,496.38	\$ 2,280,496.38
9300, Federal Revenues				
9317 CARES Act	\$ -	\$ -	\$ 26,631.95	\$ 26,631.95
9318 Other COVID stimulus	\$ -	\$ -	\$ 457,068.18	\$ 457,068.18
Total for Federal Revenues	\$ -	\$ -	\$ 483,700.13	\$ 483,700.13
9400, Miscellaneous Revenues				
9407 Reimbursements of Expenditures	\$ -	\$ -	\$ 85,864.34	\$ 85,864.34
9411 Sale of County Owned Assets	\$ -	\$ -	\$ -	\$ -
9415 Miscellaneous	\$ -	\$ -	\$ 16,280.06	\$ 16,280.06
Total for Miscellaneous Revenues	\$ -	\$ -	\$ 102,144.40	\$ 102,144.40
TOTAL REVENUES FOR THE COUNTY HIGHWAY UNRESTRICTED FUND				
Total Unrestricted Revenue	\$ -	\$ -	\$ 2,894,571.64	\$ 2,894,571.64
9216 OTC - Sales Tax	\$ -	\$ -	\$ -	\$ -
Restricted - Sales Tax Interest	\$ -	\$ -	\$ -	\$ -
Total Miscellaneous County Highway Unrestricted	\$ -	\$ -	\$ 2,894,571.64	\$ 2,894,571.64
Grand Total of All Revenues	\$ -	\$ -	\$ 2,894,571.64	\$ 2,894,571.64

COUNTY HIGHWAY UNRESTRICTED COVERING THE PERIOD 7/1/2020 TO 6/30/2021
ESTIMATE OF NEEDS FOR 2021-2022

EXHIBIT D

Schedule 4: Revenue		Basis & Limit of Ensuing Estimate	2021-2022 Account	
SOURCE			Estimated by Governing Board	Approved by Excise Board
9000, Interest, Mortgage Tax				
9008 Interest Income Funds	0.00%	\$ -	\$ -	
Total for Interest, Mortgage Tax		\$ -	\$ -	
9100, Local Revenues				
9110 Donations	0.00%	\$ -	\$ -	
9122 Permits	0.00%	\$ -	\$ -	
9133 Cemetery Fees	0.00%	\$ -	\$ -	
Total for Local Revenues		\$ -	\$ -	
9200, State Revenues				
9210 OTC - Diesel	0.00%	\$ -	\$ -	
9211 OTC - Forfeiture	0.00%	\$ -	\$ -	
9212 OTC - Gasoline tax	0.00%	\$ -	\$ -	
9213 OTC - Gross Production	0.00%	\$ -	\$ -	
9215 OTC - Motor Vehicle	0.00%	\$ -	\$ -	
9218 OTC - Special	0.00%	\$ -	\$ -	
9228 OTC Forfeiture-Gasoline	0.00%	\$ -	\$ -	
Total for State Revenues		\$ -	\$ -	
9300, Federal Revenues				
9317 CARES Act	0.00%	\$ -	\$ -	
9318 Other COVID stimulus	0.00%	\$ -	\$ -	
Total for Federal Revenues		\$ -	\$ -	
9400, Miscellaneous Revenues				
9407 Reimbursements of Expenditures	0.00%	\$ -	\$ -	
9411 Sale of County Owned Assets	0.00%	\$ -	\$ -	
9415 Miscellaneous	0.00%	\$ -	\$ -	
Total for Miscellaneous Revenues		\$ -	\$ -	
TOTAL REVENUES FOR THE COUNTY HIGHWAY UNRESTRICTED FUND				
Total Unrestricted Revenue	0.00%	\$ -	\$ -	
9216 OTC - Sales Tax	0.00%	\$ -	\$ -	
Restricted - Sales Tax Interest	0.00%	\$ -	\$ -	
Total Miscellaneous County Highway Unrestricted		\$ -	\$ -	
Grand Total of All Revenues		\$ -	\$ -	

This page intentionally left blank

COUNTY HIGHWAY UNRESTRICTED COVERING THE PERIOD 7/1/2020 TO 6/30/2021
ESTIMATE OF NEEDS FOR 2021-2022

EXHIBIT D

Schedule 5: County Highway Unrestricted Fund Balance Sheet of Current and All Prior Years		
CURRENT AND ALL PRIOR YEARS	2020-21	PRE-2020
Cash Balance Reported to Excise Board June 30, 2020	\$ -	\$ 1,786,692.05
Opening Balance from Prior Year	\$ 1,566,535.09	\$ 1,566,535.09
Cash Fund Balance Transferred Out	\$ 30,904.71	\$ -
Cash Fund Balance Transferred In	\$ 150,989.30	\$ -
Adjusted Cash Balance	\$ 1,686,619.68	\$ 220,156.96
Sources of Revenue		
9100 Local Revenues	\$ 27,463.03	\$ -
9200 State Revenues	\$ 2,280,496.38	\$ -
9300 Federal Revenues	\$ 483,700.13	\$ -
9400 Miscellaneous Revenues	\$ 102,144.40	\$ -
9500 Special Assessments	\$ -	\$ -
All Other Revenues (Schedule 4)	\$ 767.70	\$ -
Cash Fund Balance Forward From Preceding Year	\$ 25,208.57	\$ -
Prior Expenditures Recovered	\$ -	\$ -
TOTAL RECEIPTS	\$ 2,919,780.21	\$ -
TOTAL RECEIPTS AND BALANCE	\$ 4,606,399.89	\$ 220,156.96
Warrants of Year in Caption	\$ 2,919,820.45	\$ 194,948.39
Interest Paid Thereon	\$ -	\$ -
TOTAL DISBURSEMENTS	\$ 2,919,820.45	\$ 194,948.39
CASH BALANCE AND INVESTMENTS JUNE 30, 2021	\$ 1,686,579.44	\$ 25,208.57
Reserve for Warrants Outstanding	\$ 203,179.94	\$ -
Reserve for Interest on Warrants	\$ -	\$ -
Reserves From Schedule 8	\$ 43,999.98	\$ -
TOTAL LIABILITIES AND RESERVE	\$ 247,179.92	\$ -
DEFICIT:	\$ -	\$ -
CASH BALANCE FORWARD TO NEXT YEAR	\$ 1,439,399.52	\$ 25,208.57

Schedule 6: County Highway Unrestricted Fund Warrant Account of Current and All Prior Years			
CURRENT AND ALL PRIOR YEARS	2020-21	PRE-2020	Total
Warrants Outstanding June 30 of Year in Caption	\$ -	\$ 63,881.37	\$ 63,881.37
Warrants Registered During Year	\$ 3,123,000.39	\$ 131,148.90	\$ 3,254,149.29
TOTAL	\$ 3,123,000.39	\$ 195,030.27	\$ 3,318,030.66
Warrants Paid During Year	\$ 2,919,820.45	\$ 194,948.39	\$ 3,114,768.84
Warrants Converted to Bonds or Judgements	\$ -	\$ -	\$ -
Warrants Cancelled	\$ -	\$ 81.88	\$ 81.88
Warrants Estopped by Statute	\$ -	\$ -	\$ -
TOTAL WARRANTS RETIRED	\$ 2,919,820.45	\$ 195,030.27	\$ 3,114,850.72
TOTAL WARRANTS OUTSTANDING JUNE 30, 2021	\$ 203,179.94	\$ -	\$ 203,179.94

Schedule 9: County Highway Unrestricted Fund Summary of Expenses				
Total for Expenses	Net Appropriations July 1, 2021	Warrants Issued	Reserves	Approved by County Excise Board
1100 Total Salaries	\$ 1,520,928.28	\$ 1,497,505.99	\$ -	\$ -
1200 Fringe Benefits	\$ 744,625.95	\$ 702,527.30	\$ -	\$ -
1300 Travel Related	\$ 3,318.67	\$ -	\$ -	\$ -
2000 Total Maintenance & Operations	\$ 1,985,824.95	\$ 856,776.10	\$ 43,999.98	\$ -
4100 Total Machinery & Equipment, Capital Outlay	\$ 117,430.22	\$ 66,191.00	\$ -	\$ -

COUNTY HIGHWAY UNRESTRICTED COVERING THE PERIOD 7/1/2020 TO 6/30/2021
ESTIMATE OF NEEDS FOR 2021-2022

EXHIBIT D

Schedule 8: Report Of Prior Year's Expenditures				
DEPARTMENTS OF GOVERNMENT APPROPRIATED ACCOUNTS	FISCAL YEAR ENDING JUNE 30, 2020			FY ENDING JUNE, 30 2021
	Reserves 6-30-2020	Warrants Since Issued	Balance Lapsed Appropriations	Original Appropriations
Dept: 4000, Highway Budget				
1110 Full time salaries	\$ -	\$ -	\$ -	\$ -
1210 FICA	\$ -	\$ -	\$ -	\$ -
1221 OPERS - County portion	\$ -	\$ -	\$ -	\$ -
1237 Incentive Award	\$ -	\$ -	\$ -	\$ -
2005 Maintenance & Operation	\$ 1,093.94	\$ 475.42	\$ 618.52	\$ -
4130 Lease/Rentals	\$ -	\$ -	\$ -	\$ -
Total for Highway Budget	\$ 1,093.94	\$ 475.42	\$ 618.52	\$ -
Dept: 4100, Highway District 1				
1110 Full time salaries	\$ -	\$ -	\$ -	\$ -
1310 Travel	\$ -	\$ -	\$ -	\$ -
2005 Maintenance & Operation	\$ 27,541.52	\$ 21,470.50	\$ 6,071.02	\$ -
2040 Rentals & Leases	\$ -	\$ -	\$ -	\$ -
2075 Project	\$ -	\$ -	\$ -	\$ -
4110 Capital Outlay	\$ -	\$ -	\$ -	\$ -
Total for Highway District 1	\$ 27,541.52	\$ 21,470.50	\$ 6,071.02	\$ -
Dept: 4200, Highway District 2				
1110 Full time salaries	\$ -	\$ -	\$ -	\$ -
1310 Travel	\$ -	\$ -	\$ -	\$ -
2005 Maintenance & Operation	\$ 8,491.85	\$ 7,506.74	\$ 985.11	\$ -
2075 Project	\$ -	\$ -	\$ -	\$ -
4110 Capital Outlay	\$ -	\$ -	\$ -	\$ -
4130 Lease/Rentals	\$ -	\$ -	\$ -	\$ -
Total for Highway District 2	\$ 8,491.85	\$ 7,506.74	\$ 985.11	\$ -
Dept: 4300, Highway District 3				
1110 Full time salaries	\$ -	\$ -	\$ -	\$ -
1310 Travel	\$ -	\$ -	\$ -	\$ -
2005 Maintenance & Operation	\$ 51,148.28	\$ 34,468.95	\$ 16,679.33	\$ -
2040 Rentals & Leases	\$ -	\$ -	\$ -	\$ -
2075 Project	\$ -	\$ -	\$ -	\$ -
4030 Other Improvements	\$ -	\$ -	\$ -	\$ -
4110 Capital Outlay	\$ 68,000.00	\$ 67,227.29	\$ 772.71	\$ -
Total for Highway District 3	\$ 119,148.28	\$ 101,696.24	\$ 17,452.04	\$ -
Dept: 6510, CIRB 2021-1				
2005 Maintenance & Operation	\$ -	\$ -	\$ -	\$ -
Total for CIRB 2021-1	\$ -	\$ -	\$ -	\$ -
Dept: 6520, CIRB 2021-2				
2005 Maintenance & Operation	\$ -	\$ -	\$ -	\$ -
Total for CIRB 2021-2	\$ -	\$ -	\$ -	\$ -
Dept: 6530, CIRB 2021-3				
2005 Maintenance & Operation	\$ -	\$ -	\$ -	\$ -
Total for CIRB 2021-3	\$ -	\$ -	\$ -	\$ -
COUNTY HIGHWAY UNRESTRICTED FUND ACCOUNT				
Sub-Total of Expenditures	\$ 156,275.59	\$ 131,148.90	\$ 25,126.69	\$ -
SUBJECT TO WARRANT ISSUE				
Total Provision for Interest on Warrants	\$ -	\$ -	\$ -	\$ -
TOTAL UNRESTRICTED EXPENSES FOR THE COUNTY HIGHWAY UNRESTRICTED FUND				
	\$ 156,275.59	\$ 131,148.90	\$ 25,126.69	\$ -

EXHIBIT D

Schedule 8: Report Of Prior Year's Expenditures						
FISCAL YEAR ENDING JUNE 30, 2021					FISCAL YEAR 2021-2022	
Supplemental Adjustments	Net Amount of Appropriations	Warrants Issued	Reserves	Lapsed Balance Known to be Unencumbered	Needs as Estimated by Governing Board	Approved by County Excise Board
Dept: 4000, Highway Budget						
\$ 62,770.21	\$ 62,770.21	\$ 50,467.98	\$ -	\$ 12,302.23	\$ -	\$ -
\$ 118,461.12	\$ 118,461.12	\$ 114,487.80	\$ -	\$ 3,973.32	\$ -	\$ -
\$ 230,335.98	\$ 230,335.98	\$ 211,991.06	\$ -	\$ 18,344.92	\$ -	\$ -
\$ 395,828.85	\$ 395,828.85	\$ 376,048.44	\$ -	\$ 19,780.41	\$ -	\$ -
\$ 123,717.20	\$ 123,717.20	\$ 9,316.37	\$ 573.00	\$ 113,827.83	\$ -	\$ -
\$ 2,799.20	\$ 2,799.20	\$ -	\$ -	\$ 2,799.20	\$ -	\$ -
\$ 933,912.56	\$ 933,912.56	\$ 762,311.65	\$ 573.00	\$ 171,027.91	\$ -	\$ -
Dept: 4100, Highway District 1						
\$ 443,515.01	\$ 443,515.01	\$ 436,061.04	\$ -	\$ 7,453.97	\$ -	\$ -
\$ 1,697.83	\$ 1,697.83	\$ -	\$ -	\$ 1,697.83	\$ -	\$ -
\$ 243,451.88	\$ 243,451.88	\$ 155,748.42	\$ 17,609.64	\$ 70,093.82	\$ -	\$ -
\$ 27,753.96	\$ 27,753.96	\$ 4,552.78	\$ -	\$ 23,201.18	\$ -	\$ -
\$ 132,343.87	\$ 132,343.87	\$ -	\$ -	\$ 132,343.87	\$ -	\$ -
\$ 9,016.41	\$ 9,016.41	\$ -	\$ -	\$ 9,016.41	\$ -	\$ -
\$ 857,778.96	\$ 857,778.96	\$ 596,362.24	\$ 17,609.64	\$ 243,807.08	\$ -	\$ -
Dept: 4200, Highway District 2						
\$ 532,114.34	\$ 532,114.34	\$ 530,828.25	\$ -	\$ 1,286.09	\$ -	\$ -
\$ 308.33	\$ 308.33	\$ -	\$ -	\$ 308.33	\$ -	\$ -
\$ 273,107.52	\$ 273,107.52	\$ 257,038.59	\$ 10,408.87	\$ 5,660.06	\$ -	\$ -
\$ 45,025.70	\$ 45,025.70	\$ 18,800.00	\$ -	\$ 26,225.70	\$ -	\$ -
\$ 3,238.86	\$ 3,238.86	\$ -	\$ -	\$ 3,238.86	\$ -	\$ -
\$ 30,898.15	\$ 30,898.15	\$ -	\$ -	\$ 30,898.15	\$ -	\$ -
\$ 884,692.90	\$ 884,692.90	\$ 806,666.84	\$ 10,408.87	\$ 67,617.19	\$ -	\$ -
Dept: 4300, Highway District 3						
\$ 482,528.72	\$ 482,528.72	\$ 480,148.72	\$ -	\$ 2,380.00	\$ -	\$ -
\$ 1,312.51	\$ 1,312.51	\$ -	\$ -	\$ 1,312.51	\$ -	\$ -
\$ 375,535.92	\$ 375,535.92	\$ 258,520.76	\$ 15,408.47	\$ 101,606.69	\$ -	\$ -
\$ 128,126.99	\$ 128,126.99	\$ 123,563.36	\$ -	\$ 4,563.63	\$ -	\$ -
\$ 234,423.16	\$ 234,423.16	\$ 2,615.60	\$ -	\$ 231,807.56	\$ -	\$ -
\$ 5,274.26	\$ 5,274.26	\$ -	\$ -	\$ 5,274.26	\$ -	\$ -
\$ 71,477.60	\$ 71,477.60	\$ 66,191.00	\$ -	\$ 5,286.60	\$ -	\$ -
\$ 1,298,679.16	\$ 1,298,679.16	\$ 931,039.44	\$ 15,408.47	\$ 352,231.25	\$ -	\$ -
Dept: 6510, CIRB 2021-1						
\$ 148,175.68	\$ 148,175.68	\$ 26,620.22	\$ -	\$ 121,555.46	\$ -	\$ -
\$ 148,175.68	\$ 148,175.68	\$ 26,620.22	\$ -	\$ 121,555.46	\$ -	\$ -
Dept: 6520, CIRB 2021-2						
\$ 106,518.94	\$ 106,518.94	\$ -	\$ -	\$ 106,518.94	\$ -	\$ -
\$ 106,518.94	\$ 106,518.94	\$ -	\$ -	\$ 106,518.94	\$ -	\$ -
Dept: 6530, CIRB 2021-3						
\$ 147,644.13	\$ 147,644.13	\$ -	\$ -	\$ 147,644.13	\$ -	\$ -
\$ 147,644.13	\$ 147,644.13	\$ -	\$ -	\$ 147,644.13	\$ -	\$ -
COUNTY HIGHWAY UNRESTRICTED FUND ACCOUNT						
\$ 4,377,402.33	\$ 4,377,402.33	\$ 3,123,000.39	\$ 43,999.98	\$ 1,210,401.96	\$ -	\$ -
SUBJECT TO WARRANT ISSUE						
\$ -	\$ -	\$ -	\$ -	\$ -	\$ -	\$ -
TOTAL UNRESTRICTED EXPENSES FOR THE COUNTY HIGHWAY UNRESTRICTED FUND						
\$ 4,377,402.33	\$ 4,377,402.33	\$ 3,123,000.39	\$ 43,999.98	\$ 1,210,401.96	\$ -	\$ -

ESTIMATE OF NEEDS FOR THE 2021-2022 FISCAL YEAR	Estimate of Needs by Governing Board	Approved by County Excise Board
PURPOSE:		

Total of Unrestricted Expenses for the County Highway Unrestricted, Schedule 8	\$ -	\$ -
Total of Restricted Sales Tax Expenses for the County Highway Unrestricted, Schedule 8A	\$ -	\$ -
GRAND TOTAL - County Highway Unrestricted Fund	\$ -	\$ -

HEALTH COVERING THE PERIOD 7/1/2020 TO 6/30/2021
ESTIMATE OF NEEDS FOR 2021-2022

EXHIBIT E

Schedule 1, Current Balance Sheet - June 30, 2021		Amount
ASSETS:		
Cash Balance June 30, 2021		\$ 751,070.77
Investments		\$ -
TOTAL ASSETS		\$ 751,070.77
LIABILITIES AND RESERVES:		
Warrants Outstanding		\$ 60,851.39
Reserve for Interest on Warrants		\$ -
Reserves From Schedule 8		\$ 138,063.18
TOTAL LIABILITIES AND RESERVES		\$ 198,914.57
CASH FUND BALANCE JUNE 30, 2021		\$ 552,156.20
TOTAL LIABILITIES, RESERVES AND CASH FUND BALANCE		\$ 751,070.77

Schedule 2, Revenue and Requirements for 2020-2021		
	Detail	Total
REVENUE:		
Adjusted Cash Balance June 30, 2020	\$ 452,274.50	
Cash Fund Balance Transferred From Prior Years	\$ 67,863.55	
All Ad Valorem Tax Apportioned	\$ 503,560.98	
Miscellaneous Revenue Apportioned	\$ 5,122.71	
TOTAL REVENUE		\$ 1,028,821.74
REQUIREMENTS:		
Claims Paid by Warrants Issued	\$ 338,602.36	
Reserves From Schedule 8	\$ 138,063.18	
Interest Paid on Warrants	\$ -	
Reserve for Interest on Warrants	\$ -	
TOTAL REQUIREMENTS		\$ 476,665.54
ADD: CASH FUND BALANCE AS PER BALANCE SHEET JUNE 30, 2021		\$ 552,156.20
TOTAL REQUIREMENTS AND CASH FUND BALANCE		\$ 1,028,821.74

Schedule 3, Cash Fund Balance Analysis - June 30, 2021		Amount
ADDITIONS:		
Miscellaneous Revenue Collected in Excess with Transfer Adjustments		\$ 5,122.71
Warrants Estopped, Cancelled or Converted		\$ -
Fiscal Year 2020-2021 Lapsed Appropriations		\$ 434,599.31
Fiscal Year 2019-2020 Lapsed Appropriations		\$ 67,863.55
Ad Valorem Tax Collections in Excess of Estimate		\$ 46,766.63
TOTAL ADDITIONS		\$ 554,352.20
DEDUCTIONS:		
Supplemental Appropriations		\$ 2,196.00
Current Tax in Process of Collection		\$ -
TOTAL DEDUCTIONS		\$ 2,196.00
Cash Fund Balance as per Balance Sheet June 30, 2021		\$ 552,156.20

HEALTH COVERING THE PERIOD 7/1/2020 TO 6/30/2021
ESTIMATE OF NEEDS FOR 2021-2022

EXHIBIT E

Schedule 4: Revenue SOURCE	2019-2020 Account		2020-2021 Account	
	Actually Collected	Amount Estimated	Actually Collected	Over (Under)
Ad Valorem Taxes				
9001 Current Tax	\$ -	\$ 456,794.35	\$ 481,991.33	\$ 25,196.98
9002 Prior Year	\$ -		\$ 14,824.87	\$ 14,824.87
9003 Back Year	\$ -		\$ 6,744.78	\$ 6,744.78
Ad Valorem Tax Total	\$ -	\$ 456,794.35	\$ 503,560.98	\$ 46,766.63
9000, Interest, Mortgage Tax				
9008 Interest Income Funds	\$ -	\$ -	\$ 1,057.22	\$ 1,057.22
Total for Interest, Mortgage Tax	\$ -	\$ -	\$ 1,057.22	\$ 1,057.22
9100, Local Revenues				
9115 Health Fees	\$ -	\$ -	\$ 756.00	\$ 756.00
Total for Local Revenues	\$ -	\$ -	\$ 756.00	\$ 756.00
9200, State Revenues				
9224 State Land Reimbursement	\$ -	\$ -	\$ 7.41	\$ 7.41
Total for State Revenues	\$ -	\$ -	\$ 7.41	\$ 7.41
9300, Federal Revenues				
9317 CARES Act	\$ -	\$ -	\$ 1,862.08	\$ 1,862.08
Total for Federal Revenues	\$ -	\$ -	\$ 1,862.08	\$ 1,862.08
9400, Miscellaneous Revenues				
9415 Miscellaneous	\$ -	\$ -	\$ 1,440.00	\$ 1,440.00
Total for Miscellaneous Revenues	\$ -	\$ -	\$ 1,440.00	\$ 1,440.00
TOTAL REVENUES FOR THE HEALTH FUND				
Total Unrestricted Revenue	\$ -	\$ -	\$ 5,122.71	\$ 5,122.71
9216 OTC - Sales Tax	\$ -	\$ -	\$ -	\$ -
Restricted - Sales Tax Interest	\$ -	\$ -	\$ -	\$ -
Total Miscellaneous Health	\$ -	\$ -	\$ 5,122.71	\$ 5,122.71
Ad Valorem Tax	\$ -	\$ 456,794.35	\$ 503,560.98	\$ 46,766.63
Grand Total of All Revenues	\$ -	\$ 456,794.35	\$ 508,683.69	\$ 51,889.34

HEALTH COVERING THE PERIOD 7/1/2020 TO 6/30/2021
ESTIMATE OF NEEDS FOR 2021-2022

EXHIBIT E

Schedule 4: Revenue SOURCE	Basis & Limit of Ensuing Estimate	2021-2022 Account	
		Estimated by Governing Board	Approved by Excise Board
Ad Valorem Taxes			
9001 Current Tax	95.69%	\$ 461,214.86	\$ 461,214.86
9002 Prior Year			
9003 Back Year			
Ad Valorem Tax Total		\$ 461,214.86	\$ 461,214.86
9000, Interest, Mortgage Tax			
9008 Interest Income Funds	0.00%	\$ -	\$ -
Total for Interest, Mortgage Tax		\$ -	\$ -
9100, Local Revenues			
9115 Health Fees	0.00%	\$ -	\$ -
Total for Local Revenues		\$ -	\$ -
9200, State Revenues			
9224 State Land Reimbursement	0.00%	\$ -	\$ -
Total for State Revenues		\$ -	\$ -
9300, Federal Revenues			
9317 CARES Act	0.00%	\$ -	\$ -
Total for Federal Revenues		\$ -	\$ -
9400, Miscellaneous Revenues			
9415 Miscellaneous	0.00%	\$ -	\$ -
Total for Miscellaneous Revenues		\$ -	\$ -
TOTAL REVENUES FOR THE HEALTH FUND			
Total Unrestricted Revenue	0.00%	\$ -	\$ -
9216 OTC - Sales Tax	0.00%	\$ -	\$ -
Restricted - Sales Tax Interest	90.00%	\$ -	\$ -
Total Miscellaneous Health		\$ -	\$ -
Ad Valorem Tax		\$ 461,214.86	\$ 461,214.86
Grand Total of All Revenues		\$ 461,214.86	\$ 461,214.86
Surplus Cash from Schedule 3		\$ 552,156.20	\$ 552,156.20
Total Budget for Health Fund		\$ 1,013,371.06	\$ 1,013,371.06

EXHIBIT E

Schedule 5: Health Fund Balance Sheet of Current and All Prior Years		
CURRENT AND ALL PRIOR YEARS	2020-21	PRE-2020
Cash Balance Reported to Excise Board June 30, 2020	\$ -	\$ 603,066.86
Opening Balance from Prior Year	\$ 452,274.50	\$ 452,274.50
Cash Fund Balance Transferred Out	\$ -	\$ -
Cash Fund Balance Transferred In	\$ -	\$ -
Adjusted Cash Balance	\$ 452,274.50	\$ 150,792.36
Ad Valorem Tax Apportioned	\$ 503,560.98	\$ -
Miscellaneous Revenue (Schedule 4)	\$ 5,122.71	\$ -
Cash Fund Balance Forward From Preceding Year	\$ 67,863.55	\$ -
Prior Expenditures Recovered	\$ -	\$ -
TOTAL RECEIPTS	\$ 576,547.24	\$ -
TOTAL RECEIPTS AND BALANCE	\$ 1,028,821.74	\$ 150,792.36
Warrants of Year in Caption	\$ 277,750.97	\$ 82,928.81
Interest Paid Thereon	\$ -	\$ -
TOTAL DISBURSEMENTS	\$ 277,750.97	\$ 82,928.81
CASH BALANCE AND INVESTMENTS JUNE 30, 2021	\$ 751,070.77	\$ 67,863.55
Reserve for Warrants Outstanding	\$ 60,851.39	\$ -
Reserve for Interest on Warrants	\$ -	\$ -
Reserves From Schedule 8	\$ 138,063.18	\$ -
TOTAL LIABILITIES AND RESERVE	\$ 198,914.57	\$ -
DEFICIT:	\$ -	\$ -
CASH BALANCE FORWARD TO NEXT YEAR	\$ 552,156.20	\$ 67,863.55

Schedule 6: Health Fund Warrant Account of Current and All Prior Years			
CURRENT AND ALL PRIOR YEARS	2020-21	PRE-2020	Total
Warrants Outstanding June 30 of Year in Caption	\$ -	\$ 291.56	\$ 291.56
Warrants Registered During Year	\$ 338,602.36	\$ 82,637.25	\$ 421,239.61
TOTAL	\$ 338,602.36	\$ 82,928.81	\$ 421,531.17
Warrants Paid During Year	\$ 277,750.97	\$ 82,928.81	\$ 360,679.78
Warrants Converted to Bonds or Judgements	\$ -	\$ -	\$ -
Warrants Cancelled	\$ -	\$ -	\$ -
Warrants Estopped by Statute	\$ -	\$ -	\$ -
TOTAL WARRANTS RETIRED	\$ 277,750.97	\$ 82,928.81	\$ 360,679.78
TOTAL WARRANTS OUTSTANDING JUNE 30, 2021	\$ 60,851.39	\$ -	\$ 60,851.39

Schedule 7: 2020 Ad Valorem Tax Account			
2020 Net Valuation Cert. To County Excise Board	\$ 192,518,690.00	2.610 Mills	Amount
Total Proceeds of Levy as Certified			\$ 502,473.78
Additions:			\$ -
Deductions:			\$ -
Gross Balance Tax			\$ 502,473.78
Less Reserve for Delinquent Tax		Prior Year Percent for Delinquency 10%	\$ 45,679.43
Reserve for Protest Pending			\$ -
Balance Available Tax			\$ 456,794.35
Deduct 2020 Tax Apportioned			\$ 481,991.33
Net Balance 2020 Tax in Process of Collection			\$ -
Excess Collections			\$ 25,196.98

Schedule 9: Health Fund Summary of Expenses				
Total for Expenses	Net Appropriations July 1, 2021	Warrants Issued	Reserves	Approved by County Excise Board
1100 Total Salaries	\$ 450,000.00	\$ 247,872.57	\$ 130,000.00	\$ 500,000.00
1200 Fringe Benefits	\$ -	\$ -	\$ -	\$ -
1300 Travel Related	\$ 10,000.00	\$ 181.11	\$ 250.00	\$ 10,000.00
2000 Total Maintenance & Operations	\$ 202,196.00	\$ 90,548.68	\$ 7,813.18	\$ 200,000.00
4100 Total Machinery & Equipment, Capital Outlay	\$ 249,068.85	\$ -	\$ -	\$ 303,371.06

HEALTH COVERING THE PERIOD 7/1/2020 TO 6/30/2021
ESTIMATE OF NEEDS FOR 2021-2022

EXHIBIT E

Schedule 8: Report Of Prior Year's Expenditures				
DEPARTMENTS OF GOVERNMENT APPROPRIATED ACCOUNTS	FISCAL YEAR ENDING JUNE 30, 2020			FY ENDING JUNE, 30 2021
	Reserves 6-30-2020	Warrants Since Issued	Balance Lapsed Appropriations	Original Appropriations
Dept: 5000, Public Health				
1110 Full time salaries	\$ 132,000.00	\$ 74,027.98	\$ 57,972.02	\$ 450,000.00
1310 Travel	\$ 3,050.00	\$ 344.89	\$ 2,705.11	\$ 10,000.00
2005 Maintenance & Operation	\$ 15,450.80	\$ 8,264.38	\$ 7,186.42	\$ 200,000.00
4110 Capital Outlay	\$ -	\$ -	\$ -	\$ 249,068.85
Total for Public Health	\$ 150,500.80	\$ 82,637.25	\$ 67,863.55	\$ 909,068.85
HEALTH FUND ACCOUNT				
Sub-Total of Expenditures	\$ 150,500.80	\$ 82,637.25	\$ 67,863.55	\$ 909,068.85
SUBJECT TO WARRANT ISSUE				
Total Provision for Interest on Warrants	\$ -	\$ -	\$ -	\$ -
TOTAL UNRESTRICTED EXPENSES FOR THE HEALTH FUND				
	\$ 150,500.80	\$ 82,637.25	\$ 67,863.55	\$ 909,068.85

HEALTH COVERING THE PERIOD 7/1/2020 TO 6/30/2021
ESTIMATE OF NEEDS FOR 2021-2022

EXHIBIT E

Schedule 8: Report Of Prior Year's Expenditures							
FISCAL YEAR ENDING JUNE 30, 2021					FISCAL YEAR 2021-2022		
Supplemental Adjustments	Net Amount of Appropriations	Warrants Issued	Reserves	Lapsed Balance Known to be Unencumbered	Needs as Estimated by Governing Board	Approved by County Excise Board	
Dept: 5000, Public Health							
\$ -	\$ 450,000.00	\$ 247,872.57	\$ 130,000.00	\$ 72,127.43	\$ 500,000.00	\$ 500,000.00	
\$ -	\$ 10,000.00	\$ 181.11	\$ 250.00	\$ 9,568.89	\$ 10,000.00	\$ 10,000.00	
\$ 2,196.00	\$ 202,196.00	\$ 90,548.68	\$ 7,813.18	\$ 103,834.14	\$ 200,000.00	\$ 200,000.00	
\$ -	\$ 249,068.85	\$ -	\$ -	\$ 249,068.85	\$ 303,371.06	\$ 303,371.06	
\$ 2,196.00	\$ 911,264.85	\$ 338,602.36	\$ 138,063.18	\$ 434,599.31	\$ 1,013,371.06	\$ 1,013,371.06	
HEALTH FUND ACCOUNT							
\$ 2,196.00	\$ 911,264.85	\$ 338,602.36	\$ 138,063.18	\$ 434,599.31	\$ 1,013,371.06	\$ 1,013,371.06	
SUBJECT TO WARRANT ISSUE							
\$ -	\$ -	\$ -	\$ -	\$ -	\$ -	\$ -	
TOTAL UNRESTRICTED EXPENSES FOR THE HEALTH FUND							
\$ 2,196.00	\$ 911,264.85	\$ 338,602.36	\$ 138,063.18	\$ 434,599.31	\$ 1,013,371.06	\$ 1,013,371.06	

ESTIMATE OF NEEDS FOR THE 2021-2022 FISCAL YEAR	Estimate of Needs by Governing Board	Approved by County Excise Board
PURPOSE:		
Total of Unrestricted Expenses for the Health, Schedule 8	\$ 1,013,371.06	\$ 1,013,371.06
Total of Restricted Sales Tax Expenses for the Health, Schedule 8A	\$ -	\$ -
Pro rata share of County Assessor's Budget as determined by County Excise Board	\$ -	\$ -
GRAND TOTAL - Health Fund	\$ 1,013,371.06	\$ 1,013,371.06

EXHIBIT "I" TOTALS

Schedule 1: Current Balance Sheet - June 30, 2021	
ASSETS:	
Cash Balances	\$ 5,157,455.74
Investments	\$ -
TOTAL ASSETS	\$ 5,157,455.74
LIABILITIES AND RESERVES:	
Warrants Outstanding	\$ 53,169.70
Reserve for Interest on Warrants	\$ -
Reserves From Schedule 3	\$ 180,733.27
TOTAL LIABILITIES AND RESERVES	\$ 233,902.97
CASH FUND BALANCE JUNE 30, 2021	\$ 4,923,552.77
TOTAL LIABILITIES, RESERVES AND CASH FUND BALANCE	\$ 5,157,455.74

Schedule 5: Special Revenue Funds Balance Sheet of Current and All Prior Years		
CURRENT AND ALL PRIOR YEARS	2020-21	PRE-2020
Cash Balance Reported to Excise Board June 30, 2020	\$ -	\$ 2,481,214.05
Opening Balance from Prior Year	\$ 2,405,743.25	\$ 2,405,743.25
Cash Fund Balance Transferred Out	\$ 99,415.38	\$ -
Cash Fund Balance Transferred In	\$ 48,464.76	\$ -
Adjusted Cash Balance	\$ 2,354,792.63	\$ 75,470.80
Ad Valorem Tax Apportioned To Year In Caption	\$ 269,726.47	\$ -
Sources of Revenue		
9000 Interest, Mortgage Tax	\$ 3,660.00	\$ -
9100 Local Revenues	\$ 936,473.55	\$ -
9200 State Revenues	\$ 220,104.84	\$ -
9300 Federal Revenues	\$ 2,594,100.09	\$ -
9400 Miscellaneous Revenues	\$ 30,335.84	\$ -
9500 Special Assessments	\$ -	\$ -
9600 Other Revenues	\$ -	\$ -
9700 School Revenues	\$ -	\$ -
All Other Non-Tax Revenues	\$ -	\$ -
Sales Tax and Sales Tax Interest	\$ -	\$ -
Cash Fund Balance Forward From Preceding Year	\$ 10,001.61	\$ -
Prior Expenditures Recovered	\$ -	\$ -
TOTAL RECEIPTS	\$ 4,064,402.40	\$ -
TOTAL RECEIPTS AND BALANCE	\$ 6,419,195.03	\$ 75,470.80
Warrants of Year in Caption	\$ 1,261,739.29	\$ 65,469.19
Interest Paid Thereon	\$ -	\$ -
TOTAL DISBURSEMENTS	\$ 1,261,739.29	\$ 65,469.19
CASH BALANCE JUNE 30, 2021	\$ 5,157,455.74	\$ 10,001.61
Reserve for Warrants Outstanding	\$ 53,169.70	\$ -
Reserve for Interest on Warrants	\$ -	\$ -
Reserves From Schedule 8	\$ 180,733.27	\$ -
TOTAL LIABILITIES AND RESERVE	\$ 233,902.97	\$ -
DEFICIT:	\$ -	\$ (0.00)
CASH BALANCE FORWARD TO NEXT YEAR	\$ 4,923,552.77	\$ 10,001.61

Schedule 9: Special Revenue Funds Summary of Expenses				
Total for Expenses	Net Appropriations July 1, 2021	Warrants Issued	Reserves	Approved by County Excise
1100 Total Salaries	\$ 1,315,469.97	\$ 652,417.81	\$ -	\$ -
1200 Fringe Benefits	\$ 99,282.42	\$ 98,277.07	\$ -	\$ -
1300 Travel Related	\$ 19,499.25	\$ 632.46	\$ -	\$ -
2005 Total Maintenance & Operations	\$ 2,451,980.18	\$ 528,662.98	\$ 180,733.27	\$ 3,185.29
4110 Machinery & Equipment, Capital Outlay	\$ 51,195.31	\$ 34,918.67	\$ -	\$ -
All Other Expenses	\$ -	\$ -	\$ -	\$ -
TOTAL EXPENDITURES 2020-21 FISCAL YEAR	\$ 3,937,427.13	\$ 1,314,908.99	\$ 180,733.27	\$ 3,185.29

COUNTY BRIDGE AND ROAD IMPROVEMENT COVERING THE PERIOD 7/1/2020 TO 6/30/2021
ESTIMATE OF NEEDS FOR 2021-2022

COUNTY BRIDGE AND ROAD IMPROVEMENT

I-1103

Schedule 1: Current Balance Sheet - June 30, 2021	
ASSETS:	
Cash Balances	\$ 1,422,781.10
Investments	\$ -
TOTAL ASSETS	\$ 1,422,781.10
LIABILITIES AND RESERVES:	
Warrants Outstanding	\$ 9,640.73
Reserve for Interest on Warrants	\$ -
Reserves From Schedule 3	\$ 165,000.00
TOTAL LIABILITIES AND RESERVES	\$ 174,640.73
CASH FUND BALANCE JUNE 30, 2021	\$ 1,248,140.37
TOTAL LIABILITIES, RESERVES AND CASH FUND BALANCE	\$ 1,422,781.10

Schedule 5: County Bridge And Road Improvement Fund Balance Sheet of Current and All Prior Years		
CURRENT AND ALL PRIOR YEARS	2020-21	PRE-2020
Cash Balance Reported to Excise Board June 30, 2020	\$ -	\$ 1,350,917.78
Opening Balance from Prior Year	\$ 1,311,083.74	\$ 1,311,083.74
Cash Fund Balance Transferred Out	\$ 91,952.31	\$ -
Cash Fund Balance Transferred In	\$ -	\$ -
Adjusted Cash Balance	\$ 1,219,131.43	\$ 39,834.04
Ad Valorem Tax Apportioned To Year In Caption	\$ -	\$ -
Sources of Revenue		
9000 Interest, Mortgage Tax	\$ -	\$ -
9100 Local Revenues	\$ -	\$ -
9200 State Revenues	\$ 220,104.84	\$ -
9300 Federal Revenues	\$ -	\$ -
9400 Miscellaneous Revenues	\$ 24,770.00	\$ -
9500 Special Assessments	\$ -	\$ -
9600 Other Revenues	\$ -	\$ -
9700 School Revenues	\$ -	\$ -
All Other Non-Tax Revenues	\$ -	\$ -
Sales Tax and Sales Tax Interest	\$ -	\$ -
Cash Fund Balance Forward From Preceding Year	\$ 10,000.00	\$ -
Prior Expenditures Recovered	\$ -	\$ -
TOTAL RECEIPTS	\$ 254,874.84	\$ -
TOTAL RECEIPTS AND BALANCE	\$ 1,474,006.27	\$ 39,834.04
Warrants of Year in Caption	\$ 51,225.17	\$ 29,834.04
Interest Paid Thereon	\$ -	\$ -
TOTAL DISBURSEMENTS	\$ 51,225.17	\$ 29,834.04
CASH BALANCE JUNE 30, 2021	\$ 1,422,781.10	\$ 10,000.00
Reserve for Warrants Outstanding	\$ 9,640.73	\$ -
Reserve for Interest on Warrants	\$ -	\$ -
Reserves From Schedule 8	\$ 165,000.00	\$ -
TOTAL LIABILITES AND RESERVE	\$ 174,640.73	\$ -
DEFICIT:	\$ -	\$ -
CASH BALANCE FORWARD TO NEXT YEAR	\$ 1,248,140.37	\$ 10,000.00

Schedule 9: County Bridge And Road Improvement Fund Summary of Expenses				
Total for Expenses	Net Appropriations July 1, 2021	Warrants Issued	Reserves	Approved by County Excise
1100 Total Salaries	\$ -	\$ -	\$ -	\$ -
1200 Fringe Benefits	\$ -	\$ -	\$ -	\$ -
1300 Travel Related	\$ -	\$ -	\$ -	\$ -
2000 Total Maintenance & Operations	\$ 1,448,799.09	\$ 60,865.90	\$ 165,000.00	\$ -
4100 Total Machinery & Equipment, Capital Outlay	\$ -	\$ -	\$ -	\$ -
All Other Expenses	\$ -	\$ -	\$ -	\$ -
TOTAL EXPENDITURES 2020-21 FISCAL YEAR	\$ 1,448,799.09	\$ 60,865.90	\$ 165,000.00	\$ -

I-1201

911 PHONE FEES

Schedule 1: Current Balance Sheet - June 30, 2021	
ASSETS:	
Cash Balances	\$ 172,878.05
Investments	\$ -
TOTAL ASSETS	\$ 172,878.05
LIABILITIES AND RESERVES:	
Warrants Outstanding	\$ 11,012.90
Reserve for Interest on Warrants	\$ -
Reserves From Schedule 3	\$ -
TOTAL LIABILITIES AND RESERVES	\$ 11,012.90
CASH FUND BALANCE JUNE 30, 2021	\$ 161,865.15
TOTAL LIABILITIES, RESERVES AND CASH FUND BALANCE	\$ 172,878.05

Schedule 5: 911 Phone Fees Fund Balance Sheet of Current and All Prior Years		
CURRENT AND ALL PRIOR YEARS	2020-21	PRE-2020
Cash Balance Reported to Excise Board June 30, 2020	\$ -	\$ 101,939.91
Opening Balance from Prior Year	\$ 92,614.57	\$ 92,614.57
Cash Fund Balance Transferred Out	\$ -	\$ -
Cash Fund Balance Transferred In	\$ 16,754.18	\$ -
Adjusted Cash Balance	\$ 109,368.75	\$ 9,325.34
Ad Valorem Tax Apportioned To Year In Caption	\$ -	\$ -
Sources of Revenue		
9000 Interest, Mortgage Tax	\$ -	\$ -
9100 Local Revenues	\$ 271,877.47	\$ -
9200 State Revenues	\$ -	\$ -
9300 Federal Revenues	\$ 101,121.85	\$ -
9400 Miscellaneous Revenues	\$ 110.20	\$ -
9500 Special Assessments	\$ -	\$ -
9600 Other Revenues	\$ -	\$ -
9700 School Revenues	\$ -	\$ -
All Other Non-Tax Revenues	\$ -	\$ -
Sales Tax and Sales Tax Interest	\$ -	\$ -
Cash Fund Balance Forward From Preceding Year	\$ 1.00	\$ -
Prior Expenditures Recovered	\$ -	\$ -
TOTAL RECEIPTS	\$ 373,110.52	\$ -
TOTAL RECEIPTS AND BALANCE	\$ 482,479.27	\$ 9,325.34
Warrants of Year in Caption	\$ 309,601.22	\$ 9,324.34
Interest Paid Thereon	\$ -	\$ -
TOTAL DISBURSEMENTS	\$ 309,601.22	\$ 9,324.34
CASH BALANCE JUNE 30, 2021	\$ 172,878.05	\$ 1.00
Reserve for Warrants Outstanding	\$ 11,012.90	\$ -
Reserve for Interest on Warrants	\$ -	\$ -
Reserves From Schedule 8	\$ -	\$ -
TOTAL LIABILITES AND RESERVE	\$ 11,012.90	\$ -
DEFICIT:	\$ -	\$ -
CASH BALANCE FORWARD TO NEXT YEAR	\$ 161,865.15	\$ 1.00

Schedule 9: 911 Phone Fees Fund Summary of Expenses				
Total for Expenses	Net Appropriations July 1, 2021	Warrants Issued	Reserves	Approved by County Excise
1100 Total Salaries	\$ 322,146.70	\$ 232,723.77	\$ -	\$ -
1200 Fringe Benefits	\$ -	\$ -	\$ -	\$ -
1300 Travel Related	\$ -	\$ -	\$ -	\$ -
2000 Total Maintenance & Operations	\$ 136,784.77	\$ 87,890.35	\$ -	\$ -
4100 Total Machinery & Equipment, Capital Outlay	\$ 431.28	\$ -	\$ -	\$ -
All Other Expenses	\$ -	\$ -	\$ -	\$ -
TOTAL EXPENDITURES 2020-21 FISCAL YEAR	\$ 459,362.75	\$ 320,614.12	\$ -	\$ -

ASSESSOR REVOLVING FEE COVERING THE PERIOD 7/1/2020 TO 6/30/2021
ESTIMATE OF NEEDS FOR 2021-2022

ASSESSOR REVOLVING FEE

I-1204

Schedule 1: Current Balance Sheet - June 30, 2021	
ASSETS:	
Cash Balances	\$ 7,224.09
Investments	\$ -
TOTAL ASSETS	\$ 7,224.09
LIABILITIES AND RESERVES:	
Warrants Outstanding	\$ 1,534.71
Reserve for Interest on Warrants	\$ -
Reserves From Schedule 3	\$ -
TOTAL LIABILITIES AND RESERVES	\$ 1,534.71
CASH FUND BALANCE JUNE 30, 2021	\$ 5,689.38
TOTAL LIABILITIES, RESERVES AND CASH FUND BALANCE	\$ 7,224.09

Schedule 5: Assessor Revolving Fee Fund Balance Sheet of Current and All Prior Years		
CURRENT AND ALL PRIOR YEARS	2020-21	PRE-2020
Cash Balance Reported to Excise Board June 30, 2020	\$ -	\$ 11,476.91
Opening Balance from Prior Year	\$ 11,476.91	\$ 11,476.91
Cash Fund Balance Transferred Out	\$ -	\$ -
Cash Fund Balance Transferred In	\$ -	\$ -
Adjusted Cash Balance	\$ 11,476.91	\$ -
Ad Valorem Tax Apportioned To Year In Caption	\$ -	\$ -
Sources of Revenue		
9000 Interest, Mortgage Tax	\$ -	\$ -
9100 Local Revenues	\$ 1,701.75	\$ -
9200 State Revenues	\$ -	\$ -
9300 Federal Revenues	\$ -	\$ -
9400 Miscellaneous Revenues	\$ -	\$ -
9500 Special Assessments	\$ -	\$ -
9600 Other Revenues	\$ -	\$ -
9700 School Revenues	\$ -	\$ -
All Other Non-Tax Revenues	\$ -	\$ -
Sales Tax and Sales Tax Interest	\$ -	\$ -
Cash Fund Balance Forward From Preceding Year	\$ -	\$ -
Prior Expenditures Recovered	\$ -	\$ -
TOTAL RECEIPTS	\$ 1,701.75	\$ -
TOTAL RECEIPTS AND BALANCE	\$ 13,178.66	\$ -
Warrants of Year in Caption	\$ 5,954.57	\$ -
Interest Paid Thereon	\$ -	\$ -
TOTAL DISBURSEMENTS	\$ 5,954.57	\$ -
CASH BALANCE JUNE 30, 2021	\$ 7,224.09	\$ -
Reserve for Warrants Outstanding	\$ 1,534.71	\$ -
Reserve for Interest on Warrants	\$ -	\$ -
Reserves From Schedule 8	\$ -	\$ -
TOTAL LIABILITIES AND RESERVE	\$ 1,534.71	\$ -
DEFICIT:	\$ -	\$ -
CASH BALANCE FORWARD TO NEXT YEAR	\$ 5,689.38	\$ -

Schedule 9: Assessor Revolving Fee Fund Summary of Expenses				
Total for Expenses	Net Appropriations July 1, 2021	Warrants Issued	Reserves	Approved by County Excise
1100 Total Salaries	\$ 1.00	\$ -	\$ -	\$ -
1200 Fringe Benefits	\$ -	\$ -	\$ -	\$ -
1300 Travel Related	\$ -	\$ -	\$ -	\$ -
2000 Total Maintenance & Operations	\$ 13,012.66	\$ 7,489.28	\$ -	\$ -
4100 Total Machinery & Equipment, Capital Outlay	\$ 1.00	\$ -	\$ -	\$ -
All Other Expenses	\$ -	\$ -	\$ -	\$ -
TOTAL EXPENDITURES 2020-21 FISCAL YEAR	\$ 13,014.66	\$ 7,489.28	\$ -	\$ -

COUNTY CLERK LIEN FEE COVERING THE PERIOD 7/1/2020 TO 6/30/2021
ESTIMATE OF NEEDS FOR 2021-2022

I-1208

COUNTY CLERK LIEN FEE

Schedule 1: Current Balance Sheet - June 30, 2021	
ASSETS:	
Cash Balances	\$ 30,772.70
Investments	\$ -
TOTAL ASSETS	\$ 30,772.70
LIABILITIES AND RESERVES:	
Warrants Outstanding	\$ 474.00
Reserve for Interest on Warrants	\$ -
Reserves From Schedule 3	\$ -
TOTAL LIABILITIES AND RESERVES	\$ 474.00
CASH FUND BALANCE JUNE 30, 2021	\$ 30,298.70
TOTAL LIABILITIES, RESERVES AND CASH FUND BALANCE	\$ 30,772.70

Schedule 5: County Clerk Lien Fee Fund Balance Sheet of Current and All Prior Years		
CURRENT AND ALL PRIOR YEARS	2020-21	PRE-2020
Cash Balance Reported to Excise Board June 30, 2020	\$ -	\$ 24,867.62
Opening Balance from Prior Year	\$ 24,867.42	\$ 24,867.42
Cash Fund Balance Transferred Out	\$ -	\$ -
Cash Fund Balance Transferred In	\$ -	\$ -
Adjusted Cash Balance	\$ 24,867.42	\$ 0.20
Ad Valorem Tax Apportioned To Year In Caption	\$ -	\$ -
Sources of Revenue		
9000 Interest, Mortgage Tax	\$ -	\$ -
9100 Local Revenues	\$ 9,250.75	\$ -
9200 State Revenues	\$ -	\$ -
9300 Federal Revenues	\$ -	\$ -
9400 Miscellaneous Revenues	\$ -	\$ -
9500 Special Assessments	\$ -	\$ -
9600 Other Revenues	\$ -	\$ -
9700 School Revenues	\$ -	\$ -
All Other Non-Tax Revenues	\$ -	\$ -
Sales Tax and Sales Tax Interest	\$ -	\$ -
Cash Fund Balance Forward From Preceding Year	\$ 0.20	\$ -
Prior Expenditures Recovered	\$ -	\$ -
TOTAL RECEIPTS	\$ 9,250.95	\$ -
TOTAL RECEIPTS AND BALANCE	\$ 34,118.37	\$ 0.20
Warrants of Year in Caption	\$ 3,345.67	\$ -
Interest Paid Thereon	\$ -	\$ -
TOTAL DISBURSEMENTS	\$ 3,345.67	\$ -
CASH BALANCE JUNE 30, 2021	\$ 30,772.70	\$ 0.20
Reserve for Warrants Outstanding	\$ 474.00	\$ -
Reserve for Interest on Warrants	\$ -	\$ -
Reserves From Schedule 8	\$ -	\$ -
TOTAL LIABILITES AND RESERVE	\$ 474.00	\$ -
DEFICIT:	\$ -	\$ -
CASH BALANCE FORWARD TO NEXT YEAR	\$ 30,298.70	\$ 0.20

Schedule 9: County Clerk Lien Fee Fund Summary of Expenses				
Total for Expenses	Net Appropriations July 1, 2021	Warrants Issued	Reserves	Approved by County Excise
1100 Total Salaries	\$ 11,772.18	\$ 3,427.67	\$ -	\$ -
1200 Fringe Benefits	\$ -	\$ -	\$ -	\$ -
1300 Travel Related	\$ 3,542.04	\$ 392.00	\$ -	\$ -
2000 Total Maintenance & Operations	\$ 11,085.38	\$ -	\$ -	\$ -
4100 Total Machinery & Equipment, Capital Outlay	\$ 7,459.77	\$ -	\$ -	\$ -
All Other Expenses	\$ -	\$ -	\$ -	\$ -
TOTAL EXPENDITURES 2020-21 FISCAL YEAR	\$ 33,859.37	\$ 3,819.67	\$ -	\$ -

I-1209

COUNTY CLERK RECORDS MANAGEMENT AND PRESERVATION

Schedule 1: Current Balance Sheet - June 30, 2021	
ASSETS:	
Cash Balances	\$ 53,790.51
Investments	\$ -
TOTAL ASSETS	\$ 53,790.51
LIABILITIES AND RESERVES:	
Warrants Outstanding	\$ 10,758.38
Reserve for Interest on Warrants	\$ -
Reserves From Schedule 3	\$ -
TOTAL LIABILITIES AND RESERVES	\$ 10,758.38
CASH FUND BALANCE JUNE 30, 2021	\$ 43,032.13
TOTAL LIABILITIES, RESERVES AND CASH FUND BALANCE	\$ 53,790.51

Schedule 5: County Clerk Records Management And Preservation Fund Balance Sheet of Current and All Prior Years		
CURRENT AND ALL PRIOR YEARS	2020-21	PRE-2020
Cash Balance Reported to Excise Board June 30, 2020	\$ -	\$ 17,411.68
Opening Balance from Prior Year	\$ 15,577.16	\$ 15,577.16
Cash Fund Balance Transferred Out	\$ -	\$ -
Cash Fund Balance Transferred In	\$ -	\$ -
Adjusted Cash Balance	\$ 15,577.16	\$ 1,834.52
Ad Valorem Tax Apportioned To Year In Caption	\$ -	\$ -
Sources of Revenue		
9000 Interest, Mortgage Tax	\$ -	\$ -
9100 Local Revenues	\$ 66,200.00	\$ -
9200 State Revenues	\$ -	\$ -
9300 Federal Revenues	\$ 2,922.00	\$ -
9400 Miscellaneous Revenues	\$ -	\$ -
9500 Special Assessments	\$ -	\$ -
9600 Other Revenues	\$ -	\$ -
9700 School Revenues	\$ -	\$ -
All Other Non-Tax Revenues	\$ -	\$ -
Sales Tax and Sales Tax Interest	\$ -	\$ -
Cash Fund Balance Forward From Preceding Year	\$ 0.41	\$ -
Prior Expenditures Recovered	\$ -	\$ -
TOTAL RECEIPTS	\$ 69,122.41	\$ -
TOTAL RECEIPTS AND BALANCE	\$ 84,699.57	\$ 1,834.52
Warrants of Year in Caption	\$ 30,909.06	\$ 1,834.11
Interest Paid Thereon	\$ -	\$ -
TOTAL DISBURSEMENTS	\$ 30,909.06	\$ 1,834.11
CASH BALANCE JUNE 30, 2021	\$ 53,790.51	\$ 0.41
Reserve for Warrants Outstanding	\$ 10,758.38	\$ -
Reserve for Interest on Warrants	\$ -	\$ -
Reserves From Schedule 8	\$ -	\$ -
TOTAL LIABILITES AND RESERVE	\$ 10,758.38	\$ -
DEFICIT:	\$ -	\$ -
CASH BALANCE FORWARD TO NEXT YEAR	\$ 43,032.13	\$ 0.41

Schedule 9: County Clerk Records Management And Preservation Fund Summary of Expenses				
Total for Expenses	Net Appropriations July 1, 2021	Warrants Issued	Reserves	Approved by County Excise
1100 Total Salaries	\$ 33,429.66	\$ 23,271.17	\$ -	\$ -
1200 Fringe Benefits	\$ -	\$ -	\$ -	\$ -
1300 Travel Related	\$ 2,294.03	\$ 240.46	\$ -	\$ -
2000 Total Maintenance & Operations	\$ 31,988.59	\$ 13,525.14	\$ -	\$ -
4100 Total Machinery & Equipment, Capital Outlay	\$ 10,807.29	\$ 4,630.67	\$ -	\$ -
All Other Expenses	\$ -	\$ -	\$ -	\$ -
TOTAL EXPENDITURES 2020-21 FISCAL YEAR	\$ 78,519.57	\$ 41,667.44	\$ -	\$ -

COURT CLERK PAYROLL COVERING THE PERIOD 7/1/2020 TO 6/30/2021
ESTIMATE OF NEEDS FOR 2021-2022

I-1211

COURT CLERK PAYROLL

Schedule 1: Current Balance Sheet - June 30, 2021	
ASSETS:	
Cash Balances	\$ 3,858.12
Investments	\$ -
TOTAL ASSETS	\$ 3,858.12
LIABILITIES AND RESERVES:	
Warrants Outstanding	\$ 3,858.12
Reserve for Interest on Warrants	\$ -
Reserves From Schedule 3	\$ -
TOTAL LIABILITIES AND RESERVES	\$ 3,858.12
CASH FUND BALANCE JUNE 30, 2021	\$ -
TOTAL LIABILITIES, RESERVES AND CASH FUND BALANCE	\$ 3,858.12

Schedule 5: Court Clerk Payroll Fund Balance Sheet of Current and All Prior Years		
CURRENT AND ALL PRIOR YEARS	2020-21	PRE-2020
Cash Balance Reported to Excise Board June 30, 2020	\$ -	\$ 4,859.33
Opening Balance from Prior Year	\$ -	\$ -
Cash Fund Balance Transferred Out	\$ 28.10	\$ -
Cash Fund Balance Transferred In	\$ 78.63	\$ -
Adjusted Cash Balance	\$ 50.53	\$ 4,859.33
Ad Valorem Tax Apportioned To Year In Caption	\$ -	\$ -
Sources of Revenue		
9000 Interest, Mortgage Tax	\$ -	\$ -
9100 Local Revenues	\$ 166,397.97	\$ -
9200 State Revenues	\$ -	\$ -
9300 Federal Revenues	\$ -	\$ -
9400 Miscellaneous Revenues	\$ 28.10	\$ -
9500 Special Assessments	\$ -	\$ -
9600 Other Revenues	\$ -	\$ -
9700 School Revenues	\$ -	\$ -
All Other Non-Tax Revenues	\$ -	\$ -
Sales Tax and Sales Tax Interest	\$ -	\$ -
Cash Fund Balance Forward From Preceding Year	\$ -	\$ -
Prior Expenditures Recovered	\$ -	\$ -
TOTAL RECEIPTS	\$ 166,426.07	\$ -
TOTAL RECEIPTS AND BALANCE	\$ 166,476.60	\$ 4,859.33
Warrants of Year in Caption	\$ 162,618.48	\$ 4,859.33
Interest Paid Thereon	\$ -	\$ -
TOTAL DISBURSEMENTS	\$ 162,618.48	\$ 4,859.33
CASH BALANCE JUNE 30, 2021	\$ 3,858.12	\$ -
Reserve for Warrants Outstanding	\$ 3,858.12	\$ -
Reserve for Interest on Warrants	\$ -	\$ -
Reserves From Schedule 8	\$ -	\$ -
TOTAL LIABILITES AND RESERVE	\$ 3,858.12	\$ -
DEFICIT:	\$ -	\$ -
CASH BALANCE FORWARD TO NEXT YEAR	\$ -	\$ -

Schedule 9: Court Clerk Payroll Fund Summary of Expenses				
Total for Expenses	Net Appropriations July 1, 2021	Warrants Issued	Reserves	Approved by County Excise
1100 Total Salaries	\$ 111,900.00	\$ 111,900.00	\$ -	\$ -
1200 Fringe Benefits	\$ 54,576.60	\$ 54,576.60	\$ -	\$ -
1300 Travel Related	\$ -	\$ -	\$ -	\$ -
2000 Total Maintenance & Operations	\$ -	\$ -	\$ -	\$ -
4100 Total Machinery & Equipment, Capital Outlay	\$ -	\$ -	\$ -	\$ -
All Other Expenses	\$ -	\$ -	\$ -	\$ -
TOTAL EXPENDITURES 2020-21 FISCAL YEAR	\$ 166,476.60	\$ 166,476.60	\$ -	\$ -

EMERGENCY MANAGEMENT COVERING THE PERIOD 7/1/2020 TO 6/30/2021
ESTIMATE OF NEEDS FOR 2021-2022

I-1212

EMERGENCY MANAGEMENT

Schedule 1: Current Balance Sheet - June 30, 2021	
ASSETS:	
Cash Balances	\$ 3,128.00
Investments	\$ -
TOTAL ASSETS	\$ 3,128.00
LIABILITIES AND RESERVES:	
Warrants Outstanding	\$ -
Reserve for Interest on Warrants	\$ -
Reserves From Schedule 3	\$ -
TOTAL LIABILITIES AND RESERVES	\$ -
CASH FUND BALANCE JUNE 30, 2021	\$ 3,128.00
TOTAL LIABILITIES, RESERVES AND CASH FUND BALANCE	\$ 3,128.00

Schedule 5: Emergency Management Fund Balance Sheet of Current and All Prior Years		
CURRENT AND ALL PRIOR YEARS	2020-21	PRE-2020
Cash Balance Reported to Excise Board June 30, 2020	\$ -	\$ 1,784.05
Opening Balance from Prior Year	\$ 1,784.05	\$ 1,784.05
Cash Fund Balance Transferred Out	\$ -	\$ -
Cash Fund Balance Transferred In	\$ 31,631.95	\$ -
Adjusted Cash Balance	\$ 33,416.00	\$ -
Ad Valorem Tax Apportioned To Year In Caption	\$ -	\$ -
Sources of Revenue		
9000 Interest, Mortgage Tax	\$ -	\$ -
9100 Local Revenues	\$ -	\$ -
9200 State Revenues	\$ -	\$ -
9300 Federal Revenues	\$ -	\$ -
9400 Miscellaneous Revenues	\$ -	\$ -
9500 Special Assessments	\$ -	\$ -
9600 Other Revenues	\$ -	\$ -
9700 School Revenues	\$ -	\$ -
All Other Non-Tax Revenues	\$ -	\$ -
Sales Tax and Sales Tax Interest	\$ -	\$ -
Cash Fund Balance Forward From Preceding Year	\$ -	\$ -
Prior Expenditures Recovered	\$ -	\$ -
TOTAL RECEIPTS	\$ -	\$ -
TOTAL RECEIPTS AND BALANCE	\$ 33,416.00	\$ -
Warrants of Year in Caption	\$ 30,288.00	\$ -
Interest Paid Thereon	\$ -	\$ -
TOTAL DISBURSEMENTS	\$ 30,288.00	\$ -
CASH BALANCE JUNE 30, 2021	\$ 3,128.00	\$ -
Reserve for Warrants Outstanding	\$ -	\$ -
Reserve for Interest on Warrants	\$ -	\$ -
Reserves From Schedule 8	\$ -	\$ -
TOTAL LIABILITES AND RESERVE	\$ -	\$ -
DEFICIT:	\$ -	\$ -
CASH BALANCE FORWARD TO NEXT YEAR	\$ 3,128.00	\$ -

Schedule 9: Emergency Management Fund Summary of Expenses				
Total for Expenses	Net Appropriations July 1, 2021	Warrants Issued	Reserves	Approved by County Excise
1100 Total Salaries	\$ -	\$ -	\$ -	\$ -
1200 Fringe Benefits	\$ -	\$ -	\$ -	\$ -
1300 Travel Related	\$ -	\$ -	\$ -	\$ -
2000 Total Maintenance & Operations	\$ 1,784.05	\$ -	\$ -	\$ -
4100 Total Machinery & Equipment, Capital Outlay	\$ 31,631.95	\$ 30,288.00	\$ -	\$ -
All Other Expenses	\$ -	\$ -	\$ -	\$ -
TOTAL EXPENDITURES 2020-21 FISCAL YEAR	\$ 33,416.00	\$ 30,288.00	\$ -	\$ -

FLOOD PLAIN COVERING THE PERIOD 7/1/2020 TO 6/30/2021
ESTIMATE OF NEEDS FOR 2021-2022

I-1213

FLOOD PLAIN

Schedule 1: Current Balance Sheet - June 30, 2021	
ASSETS:	
Cash Balances	\$ 50.00
Investments	\$ -
TOTAL ASSETS	\$ 50.00
LIABILITIES AND RESERVES:	
Warrants Outstanding	\$ -
Reserve for Interest on Warrants	\$ -
Reserves From Schedule 3	\$ -
TOTAL LIABILITIES AND RESERVES	\$ -
CASH FUND BALANCE JUNE 30, 2021	\$ 50.00
TOTAL LIABILITIES, RESERVES AND CASH FUND BALANCE	\$ 50.00

Schedule 5: Flood Plain Fund Balance Sheet of Current and All Prior Years		
CURRENT AND ALL PRIOR YEARS	2020-21	PRE-2020
Cash Balance Reported to Excise Board June 30, 2020	\$ -	\$ 50.00
Opening Balance from Prior Year	\$ 50.00	\$ 50.00
Cash Fund Balance Transferred Out	\$ -	\$ -
Cash Fund Balance Transferred In	\$ -	\$ -
Adjusted Cash Balance	\$ 50.00	\$ -
Ad Valorem Tax Apportioned To Year In Caption	\$ -	\$ -
Sources of Revenue		
9000 Interest, Mortgage Tax	\$ -	\$ -
9100 Local Revenues	\$ -	\$ -
9200 State Revenues	\$ -	\$ -
9300 Federal Revenues	\$ -	\$ -
9400 Miscellaneous Revenues	\$ -	\$ -
9500 Special Assessments	\$ -	\$ -
9600 Other Revenues	\$ -	\$ -
9700 School Revenues	\$ -	\$ -
All Other Non-Tax Revenues	\$ -	\$ -
Sales Tax and Sales Tax Interest	\$ -	\$ -
Cash Fund Balance Forward From Preceding Year	\$ -	\$ -
Prior Expenditures Recovered	\$ -	\$ -
TOTAL RECEIPTS	\$ -	\$ -
TOTAL RECEIPTS AND BALANCE	\$ 50.00	\$ -
Warrants of Year in Caption	\$ -	\$ -
Interest Paid Thereon	\$ -	\$ -
TOTAL DISBURSEMENTS	\$ -	\$ -
CASH BALANCE JUNE 30, 2021	\$ 50.00	\$ -
Reserve for Warrants Outstanding	\$ -	\$ -
Reserve for Interest on Warrants	\$ -	\$ -
Reserves From Schedule 8	\$ -	\$ -
TOTAL LIABILITES AND RESERVE	\$ -	\$ -
DEFICIT:	\$ -	\$ -
CASH BALANCE FORWARD TO NEXT YEAR	\$ 50.00	\$ -

Schedule 9: Flood Plain Fund Summary of Expenses				
Total for Expenses	Net Appropriations July 1, 2021	Warrants Issued	Reserves	Approved by County Excise
1100 Total Salaries	\$ -	\$ -	\$ -	\$ -
1200 Fringe Benefits	\$ -	\$ -	\$ -	\$ -
1300 Travel Related	\$ -	\$ -	\$ -	\$ -
2000 Total Maintenance & Operations	\$ 50.00	\$ -	\$ -	\$ -
4100 Total Machinery & Equipment, Capital Outlay	\$ -	\$ -	\$ -	\$ -
All Other Expenses	\$ -	\$ -	\$ -	\$ -
TOTAL EXPENDITURES 2020-21 FISCAL YEAR	\$ 50.00	\$ -	\$ -	\$ -

LOCAL EMERGENCY PLANNING COMMITTEE COVERING THE PERIOD 7/1/2020 TO 6/30/2021
ESTIMATE OF NEEDS FOR 2021-2022

I-1218

LOCAL EMERGENCY PLANNING COMMITTEE

Schedule 1: Current Balance Sheet - June 30, 2021	
ASSETS:	
Cash Balances	\$ 7,279.71
Investments	\$ -
TOTAL ASSETS	\$ 7,279.71
LIABILITIES AND RESERVES:	
Warrants Outstanding	\$ -
Reserve for Interest on Warrants	\$ -
Reserves From Schedule 3	\$ 1,996.00
TOTAL LIABILITIES AND RESERVES	\$ 1,996.00
CASH FUND BALANCE JUNE 30, 2021	\$ 5,283.71
TOTAL LIABILITIES, RESERVES AND CASH FUND BALANCE	\$ 7,279.71

Schedule 5: Local Emergency Planning Committee Fund Balance Sheet of Current and All Prior Years		
CURRENT AND ALL PRIOR YEARS	2020-21	PRE-2020
Cash Balance Reported to Excise Board June 30, 2020	\$ -	\$ 6,078.64
Opening Balance from Prior Year	\$ 6,078.64	\$ 6,078.64
Cash Fund Balance Transferred Out	\$ -	\$ -
Cash Fund Balance Transferred In	\$ -	\$ -
Adjusted Cash Balance	\$ 6,078.64	\$ -
Ad Valorem Tax Apportioned To Year In Caption	\$ -	\$ -
Sources of Revenue		
9000 Interest, Mortgage Tax	\$ -	\$ -
9100 Local Revenues	\$ -	\$ -
9200 State Revenues	\$ -	\$ -
9300 Federal Revenues	\$ -	\$ -
9400 Miscellaneous Revenues	\$ 2,000.00	\$ -
9500 Special Assessments	\$ -	\$ -
9600 Other Revenues	\$ -	\$ -
9700 School Revenues	\$ -	\$ -
All Other Non-Tax Revenues	\$ -	\$ -
Sales Tax and Sales Tax Interest	\$ -	\$ -
Cash Fund Balance Forward From Preceding Year	\$ -	\$ -
Prior Expenditures Recovered	\$ -	\$ -
TOTAL RECEIPTS	\$ 2,000.00	\$ -
TOTAL RECEIPTS AND BALANCE	\$ 8,078.64	\$ -
Warrants of Year in Caption	\$ 798.93	\$ -
Interest Paid Thereon	\$ -	\$ -
TOTAL DISBURSEMENTS	\$ 798.93	\$ -
CASH BALANCE JUNE 30, 2021	\$ 7,279.71	\$ -
Reserve for Warrants Outstanding	\$ -	\$ -
Reserve for Interest on Warrants	\$ -	\$ -
Reserves From Schedule 8	\$ 1,996.00	\$ -
TOTAL LIABILITES AND RESERVE	\$ 1,996.00	\$ -
DEFICIT:	\$ -	\$ -
CASH BALANCE FORWARD TO NEXT YEAR	\$ 5,283.71	\$ -

Schedule 9: Local Emergency Planning Committee Fund Summary of Expenses				
Total for Expenses	Net Appropriations July 1, 2021	Warrants Issued	Reserves	Approved by County Excise
1100 Total Salaries	\$ -	\$ -	\$ -	\$ -
1200 Fringe Benefits	\$ -	\$ -	\$ -	\$ -
1300 Travel Related	\$ -	\$ -	\$ -	\$ -
2000 Total Maintenance & Operations	\$ 8,078.64	\$ 798.93	\$ 1,996.00	\$ -
4100 Total Machinery & Equipment, Capital Outlay	\$ -	\$ -	\$ -	\$ -
All Other Expenses	\$ -	\$ -	\$ -	\$ -
TOTAL EXPENDITURES 2020-21 FISCAL YEAR	\$ 8,078.64	\$ 798.93	\$ 1,996.00	\$ -

RESALE PROPERTY COVERING THE PERIOD 7/1/2020 TO 6/30/2021
ESTIMATE OF NEEDS FOR 2021-2022

I-1220

RESALE PROPERTY

Schedule I: Current Balance Sheet - June 30, 2021

ASSETS:	
Cash Balances	\$ 814,733.20
Investments	\$ -
TOTAL ASSETS	\$ 814,733.20
LIABILITIES AND RESERVES:	
Warrants Outstanding	\$ 4,562.54
Reserve for Interest on Warrants	\$ -
Reserves From Schedule 3	\$ 250.00
TOTAL LIABILITIES AND RESERVES	\$ 4,812.54
CASH FUND BALANCE JUNE 30, 2021	\$ 809,920.66
TOTAL LIABILITIES, RESERVES AND CASH FUND BALANCE	\$ 814,733.20

Schedule 5: Resale Property Fund Balance Sheet of Current and All Prior Years

CURRENT AND ALL PRIOR YEARS	2020-21	PRE-2020
Cash Balance Reported to Excise Board June 30, 2020	\$ -	\$ 713,022.84
Opening Balance from Prior Year	\$ 704,385.64	\$ 704,385.64
Cash Fund Balance Transferred Out	\$ -	\$ -
Cash Fund Balance Transferred In	\$ -	\$ -
Adjusted Cash Balance	\$ 704,385.64	\$ 8,637.20
Ad Valorem Tax Apportioned To Year In Caption	\$ 263,776.47	\$ -
Sources of Revenue		
9000 Interest, Mortgage Tax	\$ -	\$ -
9100 Local Revenues	\$ 495.00	\$ -
9200 State Revenues	\$ -	\$ -
9300 Federal Revenues	\$ 1,065.35	\$ -
9400 Miscellaneous Revenues	\$ 3,205.00	\$ -
9500 Special Assessments	\$ -	\$ -
9600 Other Revenues	\$ -	\$ -
9700 School Revenues	\$ -	\$ -
All Other Non-Tax Revenues	\$ -	\$ -
Sales Tax and Sales Tax Interest	\$ -	\$ -
Cash Fund Balance Forward From Preceding Year	\$ -	\$ -
Prior Expenditures Recovered	\$ -	\$ -
TOTAL RECEIPTS	\$ 268,541.82	\$ -
TOTAL RECEIPTS AND BALANCE	\$ 972,927.46	\$ 8,637.20
Warrants of Year in Caption	\$ 158,194.26	\$ 8,637.20
Interest Paid Thereon	\$ -	\$ -
TOTAL DISBURSEMENTS	\$ 158,194.26	\$ 8,637.20
CASH BALANCE JUNE 30, 2021	\$ 814,733.20	\$ (0.00)
Reserve for Warrants Outstanding	\$ 4,562.54	\$ -
Reserve for Interest on Warrants	\$ -	\$ -
Reserves From Schedule 8	\$ 250.00	\$ -
TOTAL LIABILITES AND RESERVE	\$ 4,812.54	\$ -
DEFICIT:	\$ -	\$ (0.00)
CASH BALANCE FORWARD TO NEXT YEAR	\$ 809,920.66	\$ -

Schedule 9: Resale Property Fund Summary of Expenses

Total for Expenses	Net Appropriations July 1, 2021	Warrants Issued	Reserves	Approved by County Excise
1100 Total Salaries	\$ 573,326.44	\$ 79,775.58	\$ -	\$ -
1200 Fringe Benefits	\$ -	\$ -	\$ -	\$ -
1300 Travel Related	\$ -	\$ -	\$ -	\$ -
2000 Total Maintenance & Operations	\$ 373,831.43	\$ 82,981.22	\$ 250.00	\$ -
4100 Total Machinery & Equipment, Capital Outlay	\$ -	\$ -	\$ -	\$ -
All Other Expenses	\$ -	\$ -	\$ -	\$ -
TOTAL EXPENDITURES 2020-21 FISCAL YEAR	\$ 947,157.87	\$ 162,756.80	\$ 250.00	\$ -

SHERIFF BOARD OF PRISONERS COVERING THE PERIOD 7/1/2020 TO 6/30/2021
ESTIMATE OF NEEDS FOR 2021-2022

SHERIFF BOARD OF PRISONERS

I-1222

Schedule 1: Current Balance Sheet - June 30, 2021	
ASSETS:	
Cash Balances	\$ 850.45
Investments	\$ -
TOTAL ASSETS	\$ 850.45
LIABILITIES AND RESERVES:	
Warrants Outstanding	\$ -
Reserve for Interest on Warrants	\$ -
Reserves From Schedule 3	\$ -
TOTAL LIABILITIES AND RESERVES	\$ -
CASH FUND BALANCE JUNE 30, 2021	\$ 850.45
TOTAL LIABILITIES, RESERVES AND CASH FUND BALANCE	\$ 850.45

Schedule 5: Sheriff Board Of Prisoners Fund Balance Sheet of Current and All Prior Years		
CURRENT AND ALL PRIOR YEARS	2020-21	PRE-2020
Cash Balance Reported to Excise Board June 30, 2020	\$ -	\$ 10,957.04
Opening Balance from Prior Year	\$ 10,957.04	\$ 10,957.04
Cash Fund Balance Transferred Out	\$ -	\$ -
Cash Fund Balance Transferred In	\$ -	\$ -
Adjusted Cash Balance	\$ 10,957.04	\$ -
Ad Valorem Tax Apportioned To Year In Caption	\$ -	\$ -
Sources of Revenue		
9000 Interest, Mortgage Tax	\$ -	\$ -
9100 Local Revenues	\$ -	\$ -
9200 State Revenues	\$ -	\$ -
9300 Federal Revenues	\$ -	\$ -
9400 Miscellaneous Revenues	\$ -	\$ -
9500 Special Assessments	\$ -	\$ -
9600 Other Revenues	\$ -	\$ -
9700 School Revenues	\$ -	\$ -
All Other Non-Tax Revenues	\$ -	\$ -
Sales Tax and Sales Tax Interest	\$ -	\$ -
Cash Fund Balance Forward From Preceding Year	\$ -	\$ -
Prior Expenditures Recovered	\$ -	\$ -
TOTAL RECEIPTS	\$ -	\$ -
TOTAL RECEIPTS AND BALANCE	\$ 10,957.04	\$ -
Warrants of Year in Caption	\$ 10,106.59	\$ -
Interest Paid Thereon	\$ -	\$ -
TOTAL DISBURSEMENTS	\$ 10,106.59	\$ -
CASH BALANCE JUNE 30, 2021	\$ 850.45	\$ -
Reserve for Warrants Outstanding	\$ -	\$ -
Reserve for Interest on Warrants	\$ -	\$ -
Reserves From Schedule 8	\$ -	\$ -
TOTAL LIABILITES AND RESERVE	\$ -	\$ -
DEFICIT:	\$ -	\$ -
CASH BALANCE FORWARD TO NEXT YEAR	\$ 850.45	\$ -

Schedule 9: Sheriff Board Of Prisoners Fund Summary of Expenses				
Total for Expenses	Net Appropriations July 1, 2021	Warrants Issued	Reserves	Approved by County Excise
1100 Total Salaries	\$ 1.00	\$ -	\$ -	\$ -
1200 Fringe Benefits	\$ -	\$ -	\$ -	\$ -
1300 Travel Related	\$ -	\$ -	\$ -	\$ -
2000 Total Maintenance & Operations	\$ 10,956.04	\$ 10,106.59	\$ -	\$ -
4100 Total Machinery & Equipment, Capital Outlay	\$ -	\$ -	\$ -	\$ -
All Other Expenses	\$ -	\$ -	\$ -	\$ -
TOTAL EXPENDITURES 2020-21 FISCAL YEAR	\$ 10,957.04	\$ 10,106.59	\$ -	\$ -

SHERIFF COMMISSARY COVERING THE PERIOD 7/1/2020 TO 6/30/2021
ESTIMATE OF NEEDS FOR 2021-2022

I-1223

SHERIFF COMMISSARY

Schedule 1: Current Balance Sheet - June 30, 2021	
ASSETS:	
Cash Balances	\$ 4,335.31
Investments	\$ -
TOTAL ASSETS	\$ 4,335.31
LIABILITIES AND RESERVES:	
Warrants Outstanding	\$ -
Reserve for Interest on Warrants	\$ -
Reserves From Schedule 3	\$ -
TOTAL LIABILITIES AND RESERVES	\$ -
CASH FUND BALANCE JUNE 30, 2021	\$ 4,335.31
TOTAL LIABILITIES, RESERVES AND CASH FUND BALANCE	\$ 4,335.31

Schedule 5: Sheriff Commissary Fund Balance Sheet of Current and All Prior Years		
CURRENT AND ALL PRIOR YEARS	2020-21	PRE-2020
Cash Balance Reported to Excise Board June 30, 2020	\$ -	\$ 12,358.12
Opening Balance from Prior Year	\$ 8,241.21	\$ 8,241.21
Cash Fund Balance Transferred Out	\$ -	\$ -
Cash Fund Balance Transferred In	\$ -	\$ -
Adjusted Cash Balance	\$ 8,241.21	\$ 4,116.91
Ad Valorem Tax Apportioned To Year In Caption	\$ -	\$ -
Sources of Revenue		
9000 Interest, Mortgage Tax	\$ -	\$ -
9100 Local Revenues	\$ -	\$ -
9200 State Revenues	\$ -	\$ -
9300 Federal Revenues	\$ -	\$ -
9400 Miscellaneous Revenues	\$ -	\$ -
9500 Special Assessments	\$ -	\$ -
9600 Other Revenues	\$ -	\$ -
9700 School Revenues	\$ -	\$ -
All Other Non-Tax Revenues	\$ -	\$ -
Sales Tax and Sales Tax Interest	\$ -	\$ -
Cash Fund Balance Forward From Preceding Year	\$ -	\$ -
Prior Expenditures Recovered	\$ -	\$ -
TOTAL RECEIPTS	\$ -	\$ -
TOTAL RECEIPTS AND BALANCE	\$ 8,241.21	\$ 4,116.91
Warrants of Year in Caption	\$ 3,905.90	\$ 4,116.91
Interest Paid Thereon	\$ -	\$ -
TOTAL DISBURSEMENTS	\$ 3,905.90	\$ 4,116.91
CASH BALANCE JUNE 30, 2021	\$ 4,335.31	\$ -
Reserve for Warrants Outstanding	\$ -	\$ -
Reserve for Interest on Warrants	\$ -	\$ -
Reserves From Schedule 8	\$ -	\$ -
TOTAL LIABILITES AND RESERVE	\$ -	\$ -
DEFICIT:	\$ -	\$ -
CASH BALANCE FORWARD TO NEXT YEAR	\$ 4,335.31	\$ -

Schedule 9: Sheriff Commissary Fund Summary of Expenses				
Total for Expenses	Net Appropriations July 1, 2021	Warrants Issued	Reserves	Approved by County Excise
1100 Total Salaries	\$ -	\$ -	\$ -	\$ -
1200 Fringe Benefits	\$ -	\$ -	\$ -	\$ -
1300 Travel Related	\$ -	\$ -	\$ -	\$ -
2000 Total Maintenance & Operations	\$ 8,241.21	\$ 3,905.90	\$ -	\$ -
4100 Total Machinery & Equipment, Capital Outlay	\$ -	\$ -	\$ -	\$ -
All Other Expenses	\$ -	\$ -	\$ -	\$ -
TOTAL EXPENDITURES 2020-21 FISCAL YEAR	\$ 8,241.21	\$ 3,905.90	\$ -	\$ -

SHERIFF FORFEITURE COVERING THE PERIOD 7/1/2020 TO 6/30/2021
ESTIMATE OF NEEDS FOR 2021-2022

SHERIFF FORFEITURE

I-1225

Schedule 1: Current Balance Sheet - June 30, 2021	
ASSETS:	
Cash Balances	\$ 3,185.29
Investments	\$ -
TOTAL ASSETS	\$ 3,185.29
LIABILITIES AND RESERVES:	
Warrants Outstanding	\$ -
Reserve for Interest on Warrants	\$ -
Reserves From Schedule 3	\$ -
TOTAL LIABILITIES AND RESERVES	\$ -
CASH FUND BALANCE JUNE 30, 2021	\$ 3,185.29
TOTAL LIABILITIES, RESERVES AND CASH FUND BALANCE	\$ 3,185.29

Schedule 5: Sheriff Forfeiture Fund Balance Sheet of Current and All Prior Years		
CURRENT AND ALL PRIOR YEARS	2020-21	PRE-2020
Cash Balance Reported to Excise Board June 30, 2020	\$ -	\$ 3,185.29
Opening Balance from Prior Year	\$ 3,185.29	\$ 3,185.29
Cash Fund Balance Transferred Out	\$ -	\$ -
Cash Fund Balance Transferred In	\$ -	\$ -
Adjusted Cash Balance	\$ 3,185.29	\$ -
Ad Valorem Tax Apportioned To Year In Caption	\$ -	\$ -
Sources of Revenue		
9000 Interest, Mortgage Tax	\$ -	\$ -
9100 Local Revenues	\$ -	\$ -
9200 State Revenues	\$ -	\$ -
9300 Federal Revenues	\$ -	\$ -
9400 Miscellaneous Revenues	\$ -	\$ -
9500 Special Assessments	\$ -	\$ -
9600 Other Revenues	\$ -	\$ -
9700 School Revenues	\$ -	\$ -
All Other Non-Tax Revenues	\$ -	\$ -
Sales Tax and Sales Tax Interest	\$ -	\$ -
Cash Fund Balance Forward From Preceding Year	\$ -	\$ -
Prior Expenditures Recovered	\$ -	\$ -
TOTAL RECEIPTS	\$ -	\$ -
TOTAL RECEIPTS AND BALANCE	\$ 3,185.29	\$ -
Warrants of Year in Caption	\$ -	\$ -
Interest Paid Thereon	\$ -	\$ -
TOTAL DISBURSEMENTS	\$ -	\$ -
CASH BALANCE JUNE 30, 2021	\$ 3,185.29	\$ -
Reserve for Warrants Outstanding	\$ -	\$ -
Reserve for Interest on Warrants	\$ -	\$ -
Reserves From Schedule 8	\$ -	\$ -
TOTAL LIABILITES AND RESERVE	\$ -	\$ -
DEFICIT:	\$ -	\$ -
CASH BALANCE FORWARD TO NEXT YEAR	\$ 3,185.29	\$ -

Schedule 9: Sheriff Forfeiture Fund Summary of Expenses				
Total for Expenses	Net Appropriations July 1, 2021	Warrants Issued	Reserves	Approved by County Excise
1100 Total Salaries	\$ -	\$ -	\$ -	\$ -
1200 Fringe Benefits	\$ -	\$ -	\$ -	\$ -
1300 Travel Related	\$ -	\$ -	\$ -	\$ -
2000 Total Maintenance & Operations	\$ 3,185.29	\$ -	\$ -	\$ 3,185.29
4100 Total Machinery & Equipment, Capital Outlay	\$ -	\$ -	\$ -	\$ -
All Other Expenses	\$ -	\$ -	\$ -	\$ -
TOTAL EXPENDITURES 2020-21 FISCAL YEAR	\$ 3,185.29	\$ -	\$ -	\$ 3,185.29

SHERIFF SERVICE FEE COVERING THE PERIOD 7/1/2020 TO 6/30/2021
ESTIMATE OF NEEDS FOR 2021-2022

I-1226

SHERIFF SERVICE FEE

Schedule 1: Current Balance Sheet - June 30, 2021	
ASSETS:	
Cash Balances	\$ 153,567.52
Investments	\$ -
TOTAL ASSETS	\$ 153,567.52
LIABILITIES AND RESERVES:	
Warrants Outstanding	\$ 11,328.32
Reserve for Interest on Warrants	\$ -
Reserves From Schedule 3	\$ 13,487.27
TOTAL LIABILITIES AND RESERVES	\$ 24,815.59
CASH FUND BALANCE JUNE 30, 2021	\$ 128,751.93
TOTAL LIABILITIES, RESERVES AND CASH FUND BALANCE	\$ 153,567.52

Schedule 5: Sheriff Service Fee Fund Balance Sheet of Current and All Prior Years		
CURRENT AND ALL PRIOR YEARS	2020-21	PRE-2020
Cash Balance Reported to Excise Board June 30, 2020	\$ -	\$ 105,986.71
Opening Balance from Prior Year	\$ 99,123.45	\$ 99,123.45
Cash Fund Balance Transferred Out	\$ -	\$ -
Cash Fund Balance Transferred In	\$ -	\$ -
Adjusted Cash Balance	\$ 99,123.45	\$ 6,863.26
Ad Valorem Tax Apportioned To Year In Caption	\$ 5,950.00	\$ -
Sources of Revenue		
9000 Interest, Mortgage Tax	\$ -	\$ -
9100 Local Revenues	\$ 417,520.61	\$ -
9200 State Revenues	\$ -	\$ -
9300 Federal Revenues	\$ 105,245.79	\$ -
9400 Miscellaneous Revenues	\$ 124.98	\$ -
9500 Special Assessments	\$ -	\$ -
9600 Other Revenues	\$ -	\$ -
9700 School Revenues	\$ -	\$ -
All Other Non-Tax Revenues	\$ -	\$ -
Sales Tax and Sales Tax Interest	\$ -	\$ -
Cash Fund Balance Forward From Preceding Year	\$ 0.00	\$ -
Prior Expenditures Recovered	\$ -	\$ -
TOTAL RECEIPTS	\$ 528,841.38	\$ -
TOTAL RECEIPTS AND BALANCE	\$ 627,964.83	\$ 6,863.26
Warrants of Year in Caption	\$ 474,397.31	\$ 6,863.26
Interest Paid Thereon	\$ -	\$ -
TOTAL DISBURSEMENTS	\$ 474,397.31	\$ 6,863.26
CASH BALANCE JUNE 30, 2021	\$ 153,567.52	\$ 0.00
Reserve for Warrants Outstanding	\$ 11,328.32	\$ -
Reserve for Interest on Warrants	\$ -	\$ -
Reserves From Schedule 8	\$ 13,487.27	\$ -
TOTAL LIABILITES AND RESERVE	\$ 24,815.59	\$ -
DEFICIT:	\$ -	\$ -
CASH BALANCE FORWARD TO NEXT YEAR	\$ 128,751.93	\$ 0.00

Schedule 9: Sheriff Service Fee Fund Summary of Expenses				
Total for Expenses	Net Appropriations July 1, 2021	Warrants Issued	Reserves	Approved by County Excise
1100 Total Salaries	\$ 262,891.99	\$ 201,319.62	\$ -	\$ -
1200 Fringe Benefits	\$ 44,705.82	\$ 43,700.47	\$ -	\$ -
1300 Travel Related	\$ -	\$ -	\$ -	\$ -
2000 Total Maintenance & Operations	\$ 275,226.41	\$ 240,705.54	\$ 13,487.27	\$ -
4100 Total Machinery & Equipment, Capital Outlay	\$ -	\$ -	\$ -	\$ -
All Other Expenses	\$ -	\$ -	\$ -	\$ -
TOTAL EXPENDITURES 2020-21 FISCAL YEAR	\$ 582,824.22	\$ 485,725.63	\$ 13,487.27	\$ -

SOLID WASTE MANAGEMENT COVERING THE PERIOD 7/1/2020 TO 6/30/2021
ESTIMATE OF NEEDS FOR 2021-2022

SOLID WASTE MANAGEMENT

I-1228

Schedule 1: Current Balance Sheet - June 30, 2021

ASSETS:	
Cash Balances	\$ 6,196.30
Investments	\$ -
TOTAL ASSETS	\$ 6,196.30
LIABILITIES AND RESERVES:	
Warrants Outstanding	\$ -
Reserve for Interest on Warrants	\$ -
Reserves From Schedule 3	\$ -
TOTAL LIABILITIES AND RESERVES	\$ -
CASH FUND BALANCE JUNE 30, 2021	\$ 6,196.30
TOTAL LIABILITIES, RESERVES AND CASH FUND BALANCE	\$ 6,196.30

Schedule 5: Solid Waste Management Fund Balance Sheet of Current and All Prior Years

CURRENT AND ALL PRIOR YEARS	2020-21	PRE-2020
Cash Balance Reported to Excise Board June 30, 2020	\$ -	\$ 6,098.74
Opening Balance from Prior Year	\$ 6,098.74	\$ 6,098.74
Cash Fund Balance Transferred Out	\$ -	\$ -
Cash Fund Balance Transferred In	\$ -	\$ -
Adjusted Cash Balance	\$ 6,098.74	\$ -
Ad Valorem Tax Apportioned To Year In Caption	\$ -	\$ -
Sources of Revenue		
9000 Interest, Mortgage Tax	\$ -	\$ -
9100 Local Revenues	\$ -	\$ -
9200 State Revenues	\$ -	\$ -
9300 Federal Revenues	\$ -	\$ -
9400 Miscellaneous Revenues	\$ 97.56	\$ -
9500 Special Assessments	\$ -	\$ -
9600 Other Revenues	\$ -	\$ -
9700 School Revenues	\$ -	\$ -
All Other Non-Tax Revenues	\$ -	\$ -
Sales Tax and Sales Tax Interest	\$ -	\$ -
Cash Fund Balance Forward From Preceding Year	\$ -	\$ -
Prior Expenditures Recovered	\$ -	\$ -
TOTAL RECEIPTS	\$ 97.56	\$ -
TOTAL RECEIPTS AND BALANCE	\$ 6,196.30	\$ -
Warrants of Year in Caption	\$ -	\$ -
Interest Paid Thereon	\$ -	\$ -
TOTAL DISBURSEMENTS	\$ -	\$ -
CASH BALANCE JUNE 30, 2021	\$ 6,196.30	\$ -
Reserve for Warrants Outstanding	\$ -	\$ -
Reserve for Interest on Warrants	\$ -	\$ -
Reserves From Schedule 8	\$ -	\$ -
TOTAL LIABILITIES AND RESERVE	\$ -	\$ -
DEFICIT:	\$ -	\$ -
CASH BALANCE FORWARD TO NEXT YEAR	\$ 6,196.30	\$ -

Schedule 9: Solid Waste Management Fund Summary of Expenses

Total for Expenses	Net Appropriations July 1, 2021	Warrants Issued	Reserves	Approved by County Excise
1100 Total Salaries	\$ 1.00	\$ -	\$ -	\$ -
1200 Fringe Benefits	\$ -	\$ -	\$ -	\$ -
1300 Travel Related	\$ 2.10	\$ -	\$ -	\$ -
2000 Total Maintenance & Operations	\$ 6,192.20	\$ -	\$ -	\$ -
4100 Total Machinery & Equipment, Capital Outlay	\$ 1.00	\$ -	\$ -	\$ -
All Other Expenses	\$ -	\$ -	\$ -	\$ -
TOTAL EXPENDITURES 2020-21 FISCAL YEAR	\$ 6,196.30	\$ -	\$ -	\$ -

I-1230

TREASURER MORTGAGE CERTIFICATION

Schedule 1: Current Balance Sheet - June 30, 2021	
ASSETS:	
Cash Balances	\$ 24,140.10
Investments	\$ -
TOTAL ASSETS	\$ 24,140.10
LIABILITIES AND RESERVES:	
Warrants Outstanding	\$ -
Reserve for Interest on Warrants	\$ -
Reserves From Schedule 3	\$ -
TOTAL LIABILITIES AND RESERVES	\$ -
CASH FUND BALANCE JUNE 30, 2021	\$ 24,140.10
TOTAL LIABILITIES, RESERVES AND CASH FUND BALANCE	\$ 24,140.10

Schedule 5: Treasurer Mortgage Certification Fund Balance Sheet of Current and All Prior Years		
CURRENT AND ALL PRIOR YEARS	2020-21	PRE-2020
Cash Balance Reported to Excise Board June 30, 2020	\$ -	\$ 20,480.10
Opening Balance from Prior Year	\$ 20,480.10	\$ 20,480.10
Cash Fund Balance Transferred Out	\$ -	\$ -
Cash Fund Balance Transferred In	\$ -	\$ -
Adjusted Cash Balance	\$ 20,480.10	\$ -
Ad Valorem Tax Apportioned To Year In Caption	\$ -	\$ -
Sources of Revenue		
9000 Interest, Mortgage Tax	\$ 3,660.00	\$ -
9100 Local Revenues	\$ -	\$ -
9200 State Revenues	\$ -	\$ -
9300 Federal Revenues	\$ -	\$ -
9400 Miscellaneous Revenues	\$ -	\$ -
9500 Special Assessments	\$ -	\$ -
9600 Other Revenues	\$ -	\$ -
9700 School Revenues	\$ -	\$ -
All Other Non-Tax Revenues	\$ -	\$ -
Sales Tax and Sales Tax Interest	\$ -	\$ -
Cash Fund Balance Forward From Preceding Year	\$ -	\$ -
Prior Expenditures Recovered	\$ -	\$ -
TOTAL RECEIPTS	\$ 3,660.00	\$ -
TOTAL RECEIPTS AND BALANCE	\$ 24,140.10	\$ -
Warrants of Year in Caption	\$ -	\$ -
Interest Paid Thereon	\$ -	\$ -
TOTAL DISBURSEMENTS	\$ -	\$ -
CASH BALANCE JUNE 30, 2021	\$ 24,140.10	\$ -
Reserve for Warrants Outstanding	\$ -	\$ -
Reserve for Interest on Warrants	\$ -	\$ -
Reserves From Schedule 8	\$ -	\$ -
TOTAL LIABILITES AND RESERVE	\$ -	\$ -
DEFICIT:	\$ -	\$ -
CASH BALANCE FORWARD TO NEXT YEAR	\$ 24,140.10	\$ -

Schedule 9: Treasurer Mortgage Certification Fund Summary of Expenses				
Total for Expenses	Net Appropriations July 1, 2021	Warrants Issued	Reserves	Approved by County Excise
1100 Total Salaries	\$ -	\$ -	\$ -	\$ -
1200 Fringe Benefits	\$ -	\$ -	\$ -	\$ -
1300 Travel Related	\$ 13,661.08	\$ -	\$ -	\$ -
2000 Total Maintenance & Operations	\$ 9,351.00	\$ -	\$ -	\$ -
4100 Total Machinery & Equipment, Capital Outlay	\$ 863.02	\$ -	\$ -	\$ -
All Other Expenses	\$ -	\$ -	\$ -	\$ -
TOTAL EXPENDITURES 2020-21 FISCAL YEAR	\$ 23,875.10	\$ -	\$ -	\$ -

COUNTY DONATIONS COVERING THE PERIOD 7/1/2020 TO 6/30/2021
ESTIMATE OF NEEDS FOR 2021-2022

I-1235

COUNTY DONATIONS

Schedule 1: Current Balance Sheet - June 30, 2021	
ASSETS:	
Cash Balances	\$ 12,992.34
Investments	\$ -
TOTAL ASSETS	\$ 12,992.34
LIABILITIES AND RESERVES:	
Warrants Outstanding	\$ -
Reserve for Interest on Warrants	\$ -
Reserves From Schedule 3	\$ -
TOTAL LIABILITIES AND RESERVES	\$ -
CASH FUND BALANCE JUNE 30, 2021	\$ 12,992.34
TOTAL LIABILITIES, RESERVES AND CASH FUND BALANCE	\$ 12,992.34

Schedule 5: County Donations Fund Balance Sheet of Current and All Prior Years		
CURRENT AND ALL PRIOR YEARS	2020-21	PRE-2020
Cash Balance Reported to Excise Board June 30, 2020	\$ -	\$ 9,962.34
Opening Balance from Prior Year	\$ 9,962.34	\$ 9,962.34
Cash Fund Balance Transferred Out	\$ -	\$ -
Cash Fund Balance Transferred In	\$ -	\$ -
Adjusted Cash Balance	\$ 9,962.34	\$ -
Ad Valorem Tax Apportioned To Year In Caption	\$ -	\$ -
Sources of Revenue		
9000 Interest, Mortgage Tax	\$ -	\$ -
9100 Local Revenues	\$ 3,030.00	\$ -
9200 State Revenues	\$ -	\$ -
9300 Federal Revenues	\$ -	\$ -
9400 Miscellaneous Revenues	\$ -	\$ -
9500 Special Assessments	\$ -	\$ -
9600 Other Revenues	\$ -	\$ -
9700 School Revenues	\$ -	\$ -
All Other Non-Tax Revenues	\$ -	\$ -
Sales Tax and Sales Tax Interest	\$ -	\$ -
Cash Fund Balance Forward From Preceding Year	\$ -	\$ -
Prior Expenditures Recovered	\$ -	\$ -
TOTAL RECEIPTS	\$ 3,030.00	\$ -
TOTAL RECEIPTS AND BALANCE	\$ 12,992.34	\$ -
Warrants of Year in Caption	\$ -	\$ -
Interest Paid Thereon	\$ -	\$ -
TOTAL DISBURSEMENTS	\$ -	\$ -
CASH BALANCE JUNE 30, 2021	\$ 12,992.34	\$ -
Reserve for Warrants Outstanding	\$ -	\$ -
Reserve for Interest on Warrants	\$ -	\$ -
Reserves From Schedule 8	\$ -	\$ -
TOTAL LIABILITIES AND RESERVE	\$ -	\$ -
DEFICIT:	\$ -	\$ -
CASH BALANCE FORWARD TO NEXT YEAR	\$ 12,992.34	\$ -

Schedule 9: County Donations Fund Summary of Expenses				
Total for Expenses	Net Appropriations July 1, 2021	Warrants Issued	Reserves	Approved by County Excise
1100 Total Salaries	\$ -	\$ -	\$ -	\$ -
1200 Fringe Benefits	\$ -	\$ -	\$ -	\$ -
1300 Travel Related	\$ -	\$ -	\$ -	\$ -
2000 Total Maintenance & Operations	\$ 13,242.34	\$ -	\$ -	\$ -
4100 Total Machinery & Equipment, Capital Outlay	\$ -	\$ -	\$ -	\$ -
All Other Expenses	\$ -	\$ -	\$ -	\$ -
TOTAL EXPENDITURES 2020-21 FISCAL YEAR	\$ 13,242.34	\$ -	\$ -	\$ -

COMMUNITY DEVELOPMENT BLOCK GRANTS ASSIGNED BY COUNTY COVERING THE PERIOD 7/1/2020 TO 6/30/2021 Page 45
ESTIMATE OF NEEDS FOR 2021-2022

I-1401

COMMUNITY DEVELOPMENT BLOCK GRANTS ASSIGNED BY COUNTY

Schedule 1: Current Balance Sheet - June 30, 2021

ASSETS:	
Cash Balances	\$ 100.00
Investments	\$ -
TOTAL ASSETS	\$ 100.00
LIABILITIES AND RESERVES:	
Warrants Outstanding	\$ -
Reserve for Interest on Warrants	\$ -
Reserves From Schedule 3	\$ -
TOTAL LIABILITIES AND RESERVES	\$ -
CASH FUND BALANCE JUNE 30, 2021	\$ 100.00
TOTAL LIABILITIES, RESERVES AND CASH FUND BALANCE	\$ 100.00

Schedule 5: Community Development Block Grants Assigned By County Fund Balance Sheet of Current and All Prior Years

CURRENT AND ALL PRIOR YEARS	2020-21	PRE-2020
Cash Balance Reported to Excise Board June 30, 2020	\$ -	\$ 100.00
Opening Balance from Prior Year	\$ 100.00	\$ 100.00
Cash Fund Balance Transferred Out	\$ -	\$ -
Cash Fund Balance Transferred In	\$ -	\$ -
Adjusted Cash Balance	\$ 100.00	\$ -
Ad Valorem Tax Apportioned To Year In Caption	\$ -	\$ -
Sources of Revenue		
9000 Interest, Mortgage Tax	\$ -	\$ -
9100 Local Revenues	\$ -	\$ -
9200 State Revenues	\$ -	\$ -
9300 Federal Revenues	\$ -	\$ -
9400 Miscellaneous Revenues	\$ -	\$ -
9500 Special Assessments	\$ -	\$ -
9600 Other Revenues	\$ -	\$ -
9700 School Revenues	\$ -	\$ -
All Other Non-Tax Revenues	\$ -	\$ -
Sales Tax and Sales Tax Interest	\$ -	\$ -
Cash Fund Balance Forward From Preceding Year	\$ -	\$ -
Prior Expenditures Recovered	\$ -	\$ -
TOTAL RECEIPTS	\$ -	\$ -
TOTAL RECEIPTS AND BALANCE	\$ 100.00	\$ -
Warrants of Year in Caption	\$ -	\$ -
Interest Paid Thereon	\$ -	\$ -
TOTAL DISBURSEMENTS	\$ -	\$ -
CASH BALANCE JUNE 30, 2021	\$ 100.00	\$ -
Reserve for Warrants Outstanding	\$ -	\$ -
Reserve for Interest on Warrants	\$ -	\$ -
Reserves From Schedule 8	\$ -	\$ -
TOTAL LIABILITES AND RESERVE	\$ -	\$ -
DEFICIT:	\$ -	\$ -
CASH BALANCE FORWARD TO NEXT YEAR	\$ 100.00	\$ -

Schedule 9: Community Development Block Grants Assigned By County Fund Summary of Expenses

Total for Expenses	Net Appropriations July 1, 2021	Warrants Issued	Reserves	Approved by County Excise
1100 Total Salaries	\$ -	\$ -	\$ -	\$ -
1200 Fringe Benefits	\$ -	\$ -	\$ -	\$ -
1300 Travel Related	\$ -	\$ -	\$ -	\$ -
2000 Total Maintenance & Operations	\$ 100.00	\$ -	\$ -	\$ -
4100 Total Machinery & Equipment, Capital Outlay	\$ -	\$ -	\$ -	\$ -
All Other Expenses	\$ -	\$ -	\$ -	\$ -
TOTAL EXPENDITURES 2020-21 FISCAL YEAR	\$ 100.00	\$ -	\$ -	\$ -

ESTIMATE OF NEEDS FOR 2021-2022

I-1402

COMMUNITY DEVELOPMENT BLOCK GRANTS ASSIGNED BY COUNTY

Schedule 1: Current Balance Sheet - June 30, 2021	
ASSETS:	
Cash Balances	\$ -
Investments	\$ -
TOTAL ASSETS	\$ -
LIABILITIES AND RESERVES:	
Warrants Outstanding	\$ -
Reserve for Interest on Warrants	\$ -
Reserves From Schedule 3	\$ -
TOTAL LIABILITIES AND RESERVES	\$ -
CASH FUND BALANCE JUNE 30, 2021	\$ -
TOTAL LIABILITIES, RESERVES AND CASH FUND BALANCE	\$ -

Schedule 5: Community Development Block Grants Assigned By County Fund Balance Sheet of Current and All Prior Years		
CURRENT AND ALL PRIOR YEARS	2020-21	PRE-2020
Cash Balance Reported to Excise Board June 30, 2020	\$ -	\$ -
Opening Balance from Prior Year	\$ -	\$ -
Cash Fund Balance Transferred Out	\$ -	\$ -
Cash Fund Balance Transferred In	\$ -	\$ -
Adjusted Cash Balance	\$ -	\$ -
Ad Valorem Tax Apportioned To Year In Caption	\$ -	\$ -
Sources of Revenue		
9000 Interest, Mortgage Tax	\$ -	\$ -
9100 Local Revenues	\$ -	\$ -
9200 State Revenues	\$ -	\$ -
9300 Federal Revenues	\$ 17,971.50	\$ -
9400 Miscellaneous Revenues	\$ -	\$ -
9500 Special Assessments	\$ -	\$ -
9600 Other Revenues	\$ -	\$ -
9700 School Revenues	\$ -	\$ -
All Other Non-Tax Revenues	\$ -	\$ -
Sales Tax and Sales Tax Interest	\$ -	\$ -
Cash Fund Balance Forward From Preceding Year	\$ -	\$ -
Prior Expenditures Recovered	\$ -	\$ -
TOTAL RECEIPTS	\$ 17,971.50	\$ -
TOTAL RECEIPTS AND BALANCE	\$ 17,971.50	\$ -
Warrants of Year in Caption	\$ 17,971.50	\$ -
Interest Paid Thereon	\$ -	\$ -
TOTAL DISBURSEMENTS	\$ 17,971.50	\$ -
CASH BALANCE JUNE 30, 2021	\$ -	\$ -
Reserve for Warrants Outstanding	\$ -	\$ -
Reserve for Interest on Warrants	\$ -	\$ -
Reserves From Schedule 8	\$ -	\$ -
TOTAL LIABILITES AND RESERVE	\$ -	\$ -
DEFICIT:	\$ -	\$ -
CASH BALANCE FORWARD TO NEXT YEAR	\$ -	\$ -

Schedule 9: Community Development Block Grants Assigned By County Fund Summary of Expenses				
Total for Expenses	Net Appropriations July 1, 2021	Warrants Issued	Reserves	Approved by County Excise
1100 Total Salaries	\$ -	\$ -	\$ -	\$ -
1200 Fringe Benefits	\$ -	\$ -	\$ -	\$ -
1300 Travel Related	\$ -	\$ -	\$ -	\$ -
2000 Total Maintenance & Operations	\$ 17,971.50	\$ 17,971.50	\$ -	\$ -
4100 Total Machinery & Equipment, Capital Outlay	\$ -	\$ -	\$ -	\$ -
All Other Expenses	\$ -	\$ -	\$ -	\$ -
TOTAL EXPENDITURES 2020-21 FISCAL YEAR	\$ 17,971.50	\$ 17,971.50	\$ -	\$ -

I-1451

BUREAU OF INDIAN AFFAIRS ASSIGNED BY COUNTY

Schedule 1: Current Balance Sheet - June 30, 2021	
ASSETS:	
Cash Balances	\$ 79,676.95
Investments	\$ -
TOTAL ASSETS	\$ 79,676.95
LIABILITIES AND RESERVES:	
Warrants Outstanding	\$ -
Reserve for Interest on Warrants	\$ -
Reserves From Schedule 3	\$ -
TOTAL LIABILITIES AND RESERVES	\$ -
CASH FUND BALANCE JUNE 30, 2021	\$ 79,676.95
TOTAL LIABILITIES, RESERVES AND CASH FUND BALANCE	\$ 79,676.95

Schedule 5: Bureau Of Indian Affairs Assigned By County Fund Balance Sheet of Current and All Prior Years		
CURRENT AND ALL PRIOR YEARS	2020-21	PRE-2020
Cash Balance Reported to Excise Board June 30, 2020	\$ -	\$ 79,676.95
Opening Balance from Prior Year	\$ 79,676.95	\$ 79,676.95
Cash Fund Balance Transferred Out	\$ -	\$ -
Cash Fund Balance Transferred In	\$ -	\$ -
Adjusted Cash Balance	\$ 79,676.95	\$ -
Ad Valorem Tax Apportioned To Year In Caption	\$ -	\$ -
Sources of Revenue		
9000 Interest, Mortgage Tax	\$ -	\$ -
9100 Local Revenues	\$ -	\$ -
9200 State Revenues	\$ -	\$ -
9300 Federal Revenues	\$ -	\$ -
9400 Miscellaneous Revenues	\$ -	\$ -
9500 Special Assessments	\$ -	\$ -
9600 Other Revenues	\$ -	\$ -
9700 School Revenues	\$ -	\$ -
All Other Non-Tax Revenues	\$ -	\$ -
Sales Tax and Sales Tax Interest	\$ -	\$ -
Cash Fund Balance Forward From Preceding Year	\$ -	\$ -
Prior Expenditures Recovered	\$ -	\$ -
TOTAL RECEIPTS	\$ -	\$ -
TOTAL RECEIPTS AND BALANCE	\$ 79,676.95	\$ -
Warrants of Year in Caption	\$ -	\$ -
Interest Paid Thereon	\$ -	\$ -
TOTAL DISBURSEMENTS	\$ -	\$ -
CASH BALANCE JUNE 30, 2021	\$ 79,676.95	\$ -
Reserve for Warrants Outstanding	\$ -	\$ -
Reserve for Interest on Warrants	\$ -	\$ -
Reserves From Schedule 8	\$ -	\$ -
TOTAL LIABILITES AND RESERVE	\$ -	\$ -
DEFICIT:	\$ -	\$ -
CASH BALANCE FORWARD TO NEXT YEAR	\$ 79,676.95	\$ -

Schedule 9: Bureau Of Indian Affairs Assigned By County Fund Summary of Expenses				
Total for Expenses	Net Appropriations July 1, 2021	Warrants Issued	Reserves	Approved by County Excise
1100 Total Salaries	\$ -	\$ -	\$ -	\$ -
1200 Fringe Benefits	\$ -	\$ -	\$ -	\$ -
1300 Travel Related	\$ -	\$ -	\$ -	\$ -
2000 Total Maintenance & Operations	\$ 79,676.95	\$ -	\$ -	\$ -
4100 Total Machinery & Equipment, Capital Outlay	\$ -	\$ -	\$ -	\$ -
All Other Expenses	\$ -	\$ -	\$ -	\$ -
TOTAL EXPENDITURES 2020-21 FISCAL YEAR	\$ 79,676.95	\$ -	\$ -	\$ -

COVID AID RELIEF COVERING THE PERIOD 7/1/2020 TO 6/30/2021
ESTIMATE OF NEEDS FOR 2021-2022

I-1565

COVID AID RELIEF

Schedule 1: Current Balance Sheet - June 30, 2021	
ASSETS:	
Cash Balances	\$ -
Investments	\$ -
TOTAL ASSETS	\$ -
LIABILITIES AND RESERVES:	
Warrants Outstanding	\$ -
Reserve for Interest on Warrants	\$ -
Reserves From Schedule 3	\$ -
TOTAL LIABILITIES AND RESERVES	\$ -
CASH FUND BALANCE JUNE 30, 2021	\$ -
TOTAL LIABILITIES, RESERVES AND CASH FUND BALANCE	\$ -

Schedule 5: Covid Aid Relief Fund Balance Sheet of Current and All Prior Years		
CURRENT AND ALL PRIOR YEARS	2020-21	PRE-2020
Cash Balance Reported to Excise Board June 30, 2020	\$ -	\$ -
Opening Balance from Prior Year	\$ -	\$ -
Cash Fund Balance Transferred Out	\$ 7,434.97	\$ -
Cash Fund Balance Transferred In	\$ -	\$ -
Adjusted Cash Balance	\$ (7,434.97)	\$ -
Ad Valorem Tax Apportioned To Year In Caption	\$ -	\$ -
Sources of Revenue		
9000 Interest, Mortgage Tax	\$ -	\$ -
9100 Local Revenues	\$ -	\$ -
9200 State Revenues	\$ -	\$ -
9300 Federal Revenues	\$ 9,857.60	\$ -
9400 Miscellaneous Revenues	\$ -	\$ -
9500 Special Assessments	\$ -	\$ -
9600 Other Revenues	\$ -	\$ -
9700 School Revenues	\$ -	\$ -
All Other Non-Tax Revenues	\$ -	\$ -
Sales Tax and Sales Tax Interest	\$ -	\$ -
Cash Fund Balance Forward From Preceding Year	\$ -	\$ -
Prior Expenditures Recovered	\$ -	\$ -
TOTAL RECEIPTS	\$ 9,857.60	\$ -
TOTAL RECEIPTS AND BALANCE	\$ 2,422.63	\$ -
Warrants of Year in Caption	\$ 2,422.63	\$ -
Interest Paid Thereon	\$ -	\$ -
TOTAL DISBURSEMENTS	\$ 2,422.63	\$ -
CASH BALANCE JUNE 30, 2021	\$ -	\$ -
Reserve for Warrants Outstanding	\$ -	\$ -
Reserve for Interest on Warrants	\$ -	\$ -
Reserves From Schedule 8	\$ -	\$ -
TOTAL LIABILITES AND RESERVE	\$ -	\$ -
DEFICIT:	\$ -	\$ -
CASH BALANCE FORWARD TO NEXT YEAR	\$ -	\$ -

Schedule 9: Covid Aid Relief Fund Summary of Expenses				
Total for Expenses	Net Appropriations July 1, 2021	Warrants Issued	Reserves	Approved by County Excise
1100 Total Salaries	\$ -	\$ -	\$ -	\$ -
1200 Fringe Benefits	\$ -	\$ -	\$ -	\$ -
1300 Travel Related	\$ -	\$ -	\$ -	\$ -
2000 Total Maintenance & Operations	\$ 2,422.63	\$ 2,422.63	\$ -	\$ -
4100 Total Machinery & Equipment, Capital Outlay	\$ -	\$ -	\$ -	\$ -
All Other Expenses	\$ -	\$ -	\$ -	\$ -
TOTAL EXPENDITURES 2020-21 FISCAL YEAR	\$ 2,422.63	\$ 2,422.63	\$ -	\$ -

I-1566 AMERICAN RESCUE PLAN ACT 2021

Schedule 1: Current Balance Sheet - June 30, 2021	
ASSETS:	
Cash Balances	\$ 2,355,916.00
Investments	\$ -
TOTAL ASSETS	\$ 2,355,916.00
LIABILITIES AND RESERVES:	
Warrants Outstanding	\$ -
Reserve for Interest on Warrants	\$ -
Reserves From Schedule 3	\$ -
TOTAL LIABILITIES AND RESERVES	\$ -
CASH FUND BALANCE JUNE 30, 2021	\$ 2,355,916.00
TOTAL LIABILITIES, RESERVES AND CASH FUND BALANCE	\$ 2,355,916.00

Schedule 5: American Rescue Plan Act 2021 Fund Balance Sheet of Current and All Prior Years		
CURRENT AND ALL PRIOR YEARS	2020-21	PRE-2020
Cash Balance Reported to Excise Board June 30, 2020	\$ -	\$ -
Opening Balance from Prior Year	\$ -	\$ -
Cash Fund Balance Transferred Out	\$ -	\$ -
Cash Fund Balance Transferred In	\$ -	\$ -
Adjusted Cash Balance	\$ -	\$ -
Ad Valorem Tax Apportioned To Year In Caption	\$ -	\$ -
Sources of Revenue		
9000 Interest, Mortgage Tax	\$ -	\$ -
9100 Local Revenues	\$ -	\$ -
9200 State Revenues	\$ -	\$ -
9300 Federal Revenues	\$ 2,355,916.00	\$ -
9400 Miscellaneous Revenues	\$ -	\$ -
9500 Special Assessments	\$ -	\$ -
9600 Other Revenues	\$ -	\$ -
9700 School Revenues	\$ -	\$ -
All Other Non-Tax Revenues	\$ -	\$ -
Sales Tax and Sales Tax Interest	\$ -	\$ -
Cash Fund Balance Forward From Preceding Year	\$ -	\$ -
Prior Expenditures Recovered	\$ -	\$ -
TOTAL RECEIPTS	\$ 2,355,916.00	\$ -
TOTAL RECEIPTS AND BALANCE	\$ 2,355,916.00	\$ -
Warrants of Year in Caption	\$ -	\$ -
Interest Paid Thereon	\$ -	\$ -
TOTAL DISBURSEMENTS	\$ -	\$ -
CASH BALANCE JUNE 30, 2021	\$ 2,355,916.00	\$ -
Reserve for Warrants Outstanding	\$ -	\$ -
Reserve for Interest on Warrants	\$ -	\$ -
Reserves From Schedule 8	\$ -	\$ -
TOTAL LIABILITES AND RESERVE	\$ -	\$ -
DEFICIT:	\$ -	\$ -
CASH BALANCE FORWARD TO NEXT YEAR	\$ 2,355,916.00	\$ -

Schedule 9: American Rescue Plan Act 2021 Fund Summary of Expenses				
Total for Expenses	Net Appropriations July 1, 2021	Warrants Issued	Reserves	Approved by County Excise
1100 Total Salaries	\$ -	\$ -	\$ -	\$ -
1200 Fringe Benefits	\$ -	\$ -	\$ -	\$ -
1300 Travel Related	\$ -	\$ -	\$ -	\$ -
2000 Total Maintenance & Operations	\$ -	\$ -	\$ -	\$ -
4100 Total Machinery & Equipment, Capital Outlay	\$ -	\$ -	\$ -	\$ -
All Other Expenses	\$ -	\$ -	\$ -	\$ -
TOTAL EXPENDITURES 2020-21 FISCAL YEAR	\$ -	\$ -	\$ -	\$ -

TOTAL OF SALES TAX REVENUE FUNDS COVERING THE PERIOD JULY 1, 2020 TO JUNE 30, 2021
ESTIMATE OF NEEDS FOR 2021-2022

EXHIBIT "I.ST" TOTALS

Schedule 1: Current Balance Sheet - June 30, 2021	
ASSETS:	
Cash Balances	\$ 4,402,896.37
Investments	\$ -
TOTAL ASSETS	\$ 4,402,896.37
LIABILITIES AND RESERVES:	
Warrants Outstanding	\$ 67,113.59
Reserve for Interest on Warrants	\$ -
Reserves From Schedule 3	\$ 119,173.61
TOTAL LIABILITIES AND RESERVES	\$ 186,287.20
CASH FUND BALANCE JUNE 30, 2021	\$ 4,216,609.17
TOTAL LIABILITIES, RESERVES AND CASH FUND BALANCE	\$ 4,402,896.37

Schedule 5: Sales Tax Revenue Funds Balance Sheet of Current and All Prior Years		
CURRENT AND ALL PRIOR YEARS	2020-21	PRE-2020
Cash Balance Reported to Excise Board June 30, 2020	\$ -	\$ 3,642,896.64
Opening Balance from Prior Year	\$ 3,395,066.02	\$ 3,395,066.02
Cash Fund Balance Transferred Out	\$ 182,647.10	\$ -
Cash Fund Balance Transferred In	\$ 392,049.63	\$ -
Adjusted Cash Balance	\$ 3,604,468.55	\$ 247,830.62
Ad Valorem Tax Apportioned To Year In Caption	\$ -	\$ -
Sources of Revenue		
9000 Interest, Mortgage Tax	\$ -	\$ -
9100 Local Revenues	\$ -	\$ -
9200 State Revenues	\$ 434,061.24	\$ -
9300 Federal Revenues	\$ -	\$ -
9400 Miscellaneous Revenues	\$ -	\$ -
9500 Special Assessments	\$ -	\$ -
9600 Other Revenues	\$ -	\$ -
9700 School Revenues	\$ -	\$ -
All Other Non-Tax Revenues	\$ -	\$ -
Sales Tax and Sales Tax Interest	\$ 3,198,443.72	\$ -
Cash Fund Balance Forward From Preceding Year	\$ 125,680.61	\$ -
Prior Expenditures Recovered	\$ -	\$ -
TOTAL RECEIPTS	\$ 3,758,185.57	\$ -
TOTAL RECEIPTS AND BALANCE	\$ 7,362,654.12	\$ 247,830.62
Warrants of Year in Caption	\$ 2,959,757.75	\$ 122,150.01
Interest Paid Thereon	\$ -	\$ -
TOTAL DISBURSEMENTS	\$ 2,959,757.75	\$ 122,150.01
CASH BALANCE JUNE 30, 2021	\$ 4,402,896.37	\$ 125,680.61
Reserve for Warrants Outstanding	\$ 67,113.59	\$ -
Reserve for Interest on Warrants	\$ -	\$ -
Reserves From Schedule 8	\$ 119,173.61	\$ -
TOTAL LIABILITES AND RESERVE	\$ 186,287.20	\$ -
DEFICIT:	\$ -	\$ -
CASH BALANCE FORWARD TO NEXT YEAR	\$ 4,216,609.17	\$ 125,680.61

Schedule 9: Sales Tax Revenue Funds Summary of Expenses				
Total for Expenses	Net Appropriations July 1, 2021	Warrants Issued	Reserves	Approved by County Excise
1100 Total Salaries	\$ 1,028,883.85	\$ 731,696.09	\$ 51.82	\$ 264,676.68
1200 Fringe Benefits	\$ 55,867.80	\$ 29,430.15	\$ -	\$ 26,437.65
1300 Travel Related	\$ -	\$ -	\$ -	\$ -
2005 Total Maintenance & Operations	\$ 5,068,478.01	\$ 1,730,778.03	\$ 119,121.79	\$ 2,116,971.92
4110 Machinery & Equipment, Capital Outlay	\$ 879,732.78	\$ 534,967.07	\$ -	\$ 28,663.06
All Other Expenses	\$ -	\$ -	\$ -	\$ -
TOTAL EXPENDITURES 2020-21 FISCAL YEAR	\$ 7,032,962.44	\$ 3,026,871.34	\$ 119,173.61	\$ 2,436,749.31

USE TAX SALES TAX COVERING THE PERIOD 7/1/2020 TO 6/30/2021
ESTIMATE OF NEEDS FOR 2021-2022

USE TAX SALES TAX

I.ST-1301

Schedule 1: Current Balance Sheet - June 30, 2021	
ASSETS:	
Cash Balances	\$ 1,468,715.99
Investments	\$ -
TOTAL ASSETS	\$ 1,468,715.99
LIABILITIES AND RESERVES:	
Warrants Outstanding	\$ -
Reserve for Interest on Warrants	\$ -
Reserves From Schedule 3	\$ 5,000.00
TOTAL LIABILITIES AND RESERVES	\$ 5,000.00
CASH FUND BALANCE JUNE 30, 2021	\$ 1,463,715.99
TOTAL LIABILITIES, RESERVES AND CASH FUND BALANCE	\$ 1,468,715.99

Schedule 5: Use Tax Sales Tax Fund Balance Sheet of Current and All Prior Years		
CURRENT AND ALL PRIOR YEARS	2020-21	PRE-2020
Cash Balance Reported to Excise Board June 30, 2020	\$ -	\$ 1,258,598.36
Opening Balance from Prior Year	\$ 1,203,752.86	\$ 1,203,752.86
Cash Fund Balance Transferred Out	\$ 59,000.00	\$ -
Cash Fund Balance Transferred In	\$ -	\$ -
Adjusted Cash Balance	\$ 1,144,752.86	\$ 54,845.50
Ad Valorem Tax Apportioned To Year In Caption	\$ -	\$ -
Sources of Revenue		
9000 Interest, Mortgage Tax	\$ -	\$ -
9100 Local Revenues	\$ -	\$ -
9200 State Revenues	\$ 434,061.24	\$ -
9300 Federal Revenues	\$ -	\$ -
9400 Miscellaneous Revenues	\$ -	\$ -
9500 Special Assessments	\$ -	\$ -
9600 Other Revenues	\$ -	\$ -
9700 School Revenues	\$ -	\$ -
All Other Non-Tax Revenues	\$ -	\$ -
Sales Tax and Sales Tax Interest	\$ -	\$ -
Cash Fund Balance Forward From Preceding Year	\$ 27,337.30	\$ -
Prior Expenditures Recovered	\$ -	\$ -
TOTAL RECEIPTS	\$ 461,398.54	\$ -
TOTAL RECEIPTS AND BALANCE	\$ 1,606,151.40	\$ 54,845.50
Warrants of Year in Caption	\$ 137,435.41	\$ 27,508.20
Interest Paid Thereon	\$ -	\$ -
TOTAL DISBURSEMENTS	\$ 137,435.41	\$ 27,508.20
CASH BALANCE JUNE 30, 2021	\$ 1,468,715.99	\$ 27,337.30
Reserve for Warrants Outstanding	\$ -	\$ -
Reserve for Interest on Warrants	\$ -	\$ -
Reserves From Schedule 8	\$ 5,000.00	\$ -
TOTAL LIABILITES AND RESERVE	\$ 5,000.00	\$ -
DEFICIT:	\$ -	\$ -
CASH BALANCE FORWARD TO NEXT YEAR	\$ 1,463,715.99	\$ 27,337.30

Schedule 9: Use Tax Sales Tax Fund Summary of Expenses				
Total for Expenses	Net Appropriations July 1, 2021	Warrants Issued	Reserves	Approved by County Excise
1100 Total Salaries	\$ -	\$ -	\$ -	\$ -
1200 Fringe Benefits	\$ -	\$ -	\$ -	\$ -
1300 Travel Related	\$ -	\$ -	\$ -	\$ -
2000 Total Maintenance & Operations	\$ 1,561,250.87	\$ 137,435.41	\$ 5,000.00	\$ 1,446,152.76
4100 Total Machinery & Equipment, Capital Outlay	\$ 6,625.01	\$ -	\$ -	\$ 6,625.01
All Other Expenses	\$ -	\$ -	\$ -	\$ -
TOTAL EXPENDITURES 2020-21 FISCAL YEAR	\$ 1,567,875.88	\$ 137,435.41	\$ 5,000.00	\$ 1,452,777.77

I.ST-1303

AMBULANCE SERVICE DISTRICT SALES TAX

Schedule 1: Current Balance Sheet - June 30, 2021

ASSETS:	
Cash Balances	\$ 180,701.85
Investments	\$ -
TOTAL ASSETS	\$ 180,701.85
LIABILITIES AND RESERVES:	
Warrants Outstanding	\$ -
Reserve for Interest on Warrants	\$ -
Reserves From Schedule 3	\$ -
TOTAL LIABILITIES AND RESERVES	\$ -
CASH FUND BALANCE JUNE 30, 2021	\$ 180,701.85
TOTAL LIABILITIES, RESERVES AND CASH FUND BALANCE	\$ 180,701.85

Schedule 5: Ambulance Service District Sales Tax Fund Balance Sheet of Current and All Prior Years

CURRENT AND ALL PRIOR YEARS	2020-21	PRE-2020
Cash Balance Reported to Excise Board June 30, 2020	\$ -	\$ 193,263.25
Opening Balance from Prior Year	\$ 185,346.58	\$ 185,346.58
Cash Fund Balance Transferred Out	\$ 11,500.00	\$ -
Cash Fund Balance Transferred In	\$ -	\$ -
Adjusted Cash Balance	\$ 173,846.58	\$ 7,916.67
Ad Valorem Tax Apportioned To Year In Caption	\$ -	\$ -
Sources of Revenue		
9000 Interest, Mortgage Tax	\$ -	\$ -
9100 Local Revenues	\$ -	\$ -
9200 State Revenues	\$ -	\$ -
9300 Federal Revenues	\$ -	\$ -
9400 Miscellaneous Revenues	\$ -	\$ -
9500 Special Assessments	\$ -	\$ -
9600 Other Revenues	\$ -	\$ -
9700 School Revenues	\$ -	\$ -
All Other Non-Tax Revenues	\$ -	\$ -
Sales Tax and Sales Tax Interest	\$ 262,361.72	\$ -
Cash Fund Balance Forward From Preceding Year	\$ 0.00	\$ -
Prior Expenditures Recovered	\$ -	\$ -
TOTAL RECEIPTS	\$ 262,361.72	\$ -
TOTAL RECEIPTS AND BALANCE	\$ 436,208.30	\$ 7,916.67
Warrants of Year in Caption	\$ 255,506.45	\$ 7,916.67
Interest Paid Thereon	\$ -	\$ -
TOTAL DISBURSEMENTS	\$ 255,506.45	\$ 7,916.67
CASH BALANCE JUNE 30, 2021	\$ 180,701.85	\$ 0.00
Reserve for Warrants Outstanding	\$ -	\$ -
Reserve for Interest on Warrants	\$ -	\$ -
Reserves From Schedule 8	\$ -	\$ -
TOTAL LIABILITES AND RESERVE	\$ -	\$ -
DEFICIT:	\$ -	\$ -
CASH BALANCE FORWARD TO NEXT YEAR	\$ 180,701.85	\$ 0.00

Schedule 9: Ambulance Service District Sales Tax Fund Summary of Expenses

Total for Expenses	Net Appropriations July 1, 2021	Warrants Issued	Reserves	Approved by County Excise
1100 Total Salaries	\$ -	\$ -	\$ -	\$ -
1200 Fringe Benefits	\$ -	\$ -	\$ -	\$ -
1300 Travel Related	\$ -	\$ -	\$ -	\$ -
2000 Total Maintenance & Operations	\$ 408,196.18	\$ 255,506.45	\$ -	\$ -
4100 Total Machinery & Equipment, Capital Outlay	\$ 2,792.72	\$ -	\$ -	\$ -
All Other Expenses	\$ -	\$ -	\$ -	\$ -
TOTAL EXPENDITURES 2020-21 FISCAL YEAR	\$ 410,988.90	\$ 255,506.45	\$ -	\$ -

GENERAL GOV'T SALES TAX COVERING THE PERIOD 7/1/2020 TO 6/30/2021
ESTIMATE OF NEEDS FOR 2021-2022

LST-1311

GENERAL GOV'T SALES TAX

Schedule 1: Current Balance Sheet - June 30, 2021	
ASSETS:	
Cash Balances	\$ 641,249.45
Investments	\$ -
TOTAL ASSETS	\$ 641,249.45
LIABILITIES AND RESERVES:	
Warrants Outstanding	\$ 11,542.04
Reserve for Interest on Warrants	\$ -
Reserves From Schedule 3	\$ 20,183.93
TOTAL LIABILITIES AND RESERVES	\$ 31,725.97
CASH FUND BALANCE JUNE 30, 2021	\$ 609,523.48
TOTAL LIABILITIES, RESERVES AND CASH FUND BALANCE	\$ 641,249.45

Schedule 5: General Gov't Sales Tax Fund Balance Sheet of Current and All Prior Years		
CURRENT AND ALL PRIOR YEARS	2020-21	PRE-2020
Cash Balance Reported to Excise Board June 30, 2020	\$ -	\$ 530,927.00
Opening Balance from Prior Year	\$ 453,433.33	\$ 453,433.33
Cash Fund Balance Transferred Out	\$ -	\$ -
Cash Fund Balance Transferred In	\$ 3,590.00	\$ -
Adjusted Cash Balance	\$ 457,023.33	\$ 77,493.67
Ad Valorem Tax Apportioned To Year In Caption	\$ -	\$ -
Sources of Revenue		
9000 Interest, Mortgage Tax	\$ -	\$ -
9100 Local Revenues	\$ -	\$ -
9200 State Revenues	\$ -	\$ -
9300 Federal Revenues	\$ -	\$ -
9400 Miscellaneous Revenues	\$ -	\$ -
9500 Special Assessments	\$ -	\$ -
9600 Other Revenues	\$ -	\$ -
9700 School Revenues	\$ -	\$ -
All Other Non-Tax Revenues	\$ -	\$ -
Sales Tax and Sales Tax Interest	\$ 242,142.80	\$ -
Cash Fund Balance Forward From Preceding Year	\$ 73,980.17	\$ -
Prior Expenditures Recovered	\$ -	\$ -
TOTAL RECEIPTS	\$ 316,122.97	\$ -
TOTAL RECEIPTS AND BALANCE	\$ 773,146.30	\$ 77,493.67
Warrants of Year in Caption	\$ 131,896.85	\$ 3,513.50
Interest Paid Thereon	\$ -	\$ -
TOTAL DISBURSEMENTS	\$ 131,896.85	\$ 3,513.50
CASH BALANCE JUNE 30, 2021	\$ 641,249.45	\$ 73,980.17
Reserve for Warrants Outstanding	\$ 11,542.04	\$ -
Reserve for Interest on Warrants	\$ -	\$ -
Reserves From Schedule 8	\$ 20,183.93	\$ -
TOTAL LIABILITES AND RESERVE	\$ 31,725.97	\$ -
DEFICIT:	\$ -	\$ -
CASH BALANCE FORWARD TO NEXT YEAR	\$ 609,523.48	\$ 73,980.17

Schedule 9: General Gov't Sales Tax Fund Summary of Expenses				
Total for Expenses	Net Appropriations July 1, 2021	Warrants Issued	Reserves	Approved by County Excise
1100 Total Salaries	\$ -	\$ -	\$ -	\$ -
1200 Fringe Benefits	\$ -	\$ -	\$ -	\$ -
1300 Travel Related	\$ -	\$ -	\$ -	\$ -
2000 Total Maintenance & Operations	\$ 615,340.97	\$ 65,706.89	\$ 20,183.93	\$ -
4100 Total Machinery & Equipment, Capital Outlay	\$ 134,529.45	\$ 77,732.00	\$ -	\$ -
All Other Expenses	\$ -	\$ -	\$ -	\$ -
TOTAL EXPENDITURES 2020-21 FISCAL YEAR	\$ 749,870.42	\$ 143,438.89	\$ 20,183.93	\$ -

ROAD AND BRIDGES SALES TAX COVERING THE PERIOD 7/1/2020 TO 6/30/2021
ESTIMATE OF NEEDS FOR 2021-2022

I.ST-1313

ROAD AND BRIDGES SALES TAX

Schedule 1: Current Balance Sheet - June 30, 2021

ASSETS:	
Cash Balances	\$ 770,343.05
Investments	\$ -
TOTAL ASSETS	\$ 770,343.05
LIABILITIES AND RESERVES:	
Warrants Outstanding	\$ 23,853.00
Reserve for Interest on Warrants	\$ -
Reserves From Schedule 3	\$ 52,473.26
TOTAL LIABILITIES AND RESERVES	\$ 76,326.26
CASH FUND BALANCE JUNE 30, 2021	\$ 694,016.79
TOTAL LIABILITIES, RESERVES AND CASH FUND BALANCE	\$ 770,343.05

Schedule 5: Road And Bridges Sales Tax Fund Balance Sheet of Current and All Prior Years

CURRENT AND ALL PRIOR YEARS	2020-21	PRE-2020
Cash Balance Reported to Excise Board June 30, 2020	\$ -	\$ 786,508.04
Opening Balance from Prior Year	\$ 748,020.10	\$ 748,020.10
Cash Fund Balance Transferred Out	\$ -	\$ -
Cash Fund Balance Transferred In	\$ -	\$ -
Adjusted Cash Balance	\$ 748,020.10	\$ 38,487.94
Ad Valorem Tax Apportioned To Year In Caption	\$ -	\$ -
Sources of Revenue		
9000 Interest, Mortgage Tax	\$ -	\$ -
9100 Local Revenues	\$ -	\$ -
9200 State Revenues	\$ -	\$ -
9300 Federal Revenues	\$ -	\$ -
9400 Miscellaneous Revenues	\$ -	\$ -
9500 Special Assessments	\$ -	\$ -
9600 Other Revenues	\$ -	\$ -
9700 School Revenues	\$ -	\$ -
All Other Non-Tax Revenues	\$ -	\$ -
Sales Tax and Sales Tax Interest	\$ 726,428.34	\$ -
Cash Fund Balance Forward From Preceding Year	\$ 15,603.22	\$ -
Prior Expenditures Recovered	\$ -	\$ -
TOTAL RECEIPTS	\$ 742,031.56	\$ -
TOTAL RECEIPTS AND BALANCE	\$ 1,490,051.66	\$ 38,487.94
Warrants of Year in Caption	\$ 719,708.61	\$ 22,884.72
Interest Paid Thereon	\$ -	\$ -
TOTAL DISBURSEMENTS	\$ 719,708.61	\$ 22,884.72
CASH BALANCE JUNE 30, 2021	\$ 770,343.05	\$ 15,603.22
Reserve for Warrants Outstanding	\$ 23,853.00	\$ -
Reserve for Interest on Warrants	\$ -	\$ -
Reserves From Schedule 8	\$ 52,473.26	\$ -
TOTAL LIABILITES AND RESERVE	\$ 76,326.26	\$ -
DEFICIT:	\$ -	\$ -
CASH BALANCE FORWARD TO NEXT YEAR	\$ 694,016.79	\$ 15,603.22

Schedule 9: Road And Bridges Sales Tax Fund Summary of Expenses

Total for Expenses	Net Appropriations July 1, 2021	Warrants Issued	Reserves	Approved by County Excise
1100 Total Salaries	\$ -	\$ -	\$ -	\$ -
1200 Fringe Benefits	\$ -	\$ -	\$ -	\$ -
1300 Travel Related	\$ -	\$ -	\$ -	\$ -
2000 Total Maintenance & Operations	\$ 786,073.55	\$ 366,226.54	\$ 52,473.26	\$ -
4100 Total Machinery & Equipment, Capital Outlay	\$ 633,847.55	\$ 377,335.07	\$ -	\$ -
All Other Expenses	\$ -	\$ -	\$ -	\$ -
TOTAL EXPENDITURES 2020-21 FISCAL YEAR	\$ 1,419,921.10	\$ 743,561.61	\$ 52,473.26	\$ -

JAIL SALES TAX COVERING THE PERIOD 7/1/2020 TO 6/30/2021
ESTIMATE OF NEEDS FOR 2021-2022

JAIL SALES TAX

I.ST-1315

Schedule 1: Current Balance Sheet - June 30, 2021	
ASSETS:	
Cash Balances	\$ 538,840.93
Investments	\$ -
TOTAL ASSETS	\$ 538,840.93
LIABILITIES AND RESERVES:	
Warrants Outstanding	\$ 18,454.04
Reserve for Interest on Warrants	\$ -
Reserves From Schedule 3	\$ 51.82
TOTAL LIABILITIES AND RESERVES	\$ 18,505.86
CASH FUND BALANCE JUNE 30, 2021	\$ 520,335.07
TOTAL LIABILITIES, RESERVES AND CASH FUND BALANCE	\$ 538,840.93

Schedule 5: Jail Sales Tax Fund Balance Sheet of Current and All Prior Years		
CURRENT AND ALL PRIOR YEARS	2020-21	PRE-2020
Cash Balance Reported to Excise Board June 30, 2020	\$ -	\$ 267,675.57
Opening Balance from Prior Year	\$ 227,113.60	\$ 227,113.60
Cash Fund Balance Transferred Out	\$ 95,392.92	\$ -
Cash Fund Balance Transferred In	\$ 388,459.63	\$ -
Adjusted Cash Balance	\$ 520,180.31	\$ 40,561.97
Ad Valorem Tax Apportioned To Year In Caption	\$ -	\$ -
Sources of Revenue		
9000 Interest, Mortgage Tax	\$ -	\$ -
9100 Local Revenues	\$ -	\$ -
9200 State Revenues	\$ -	\$ -
9300 Federal Revenues	\$ -	\$ -
9400 Miscellaneous Revenues	\$ -	\$ -
9500 Special Assessments	\$ -	\$ -
9600 Other Revenues	\$ -	\$ -
9700 School Revenues	\$ -	\$ -
All Other Non-Tax Revenues	\$ -	\$ -
Sales Tax and Sales Tax Interest	\$ 1,184,059.35	\$ -
Cash Fund Balance Forward From Preceding Year	\$ 523.24	\$ -
Prior Expenditures Recovered	\$ -	\$ -
TOTAL RECEIPTS	\$ 1,184,582.59	\$ -
TOTAL RECEIPTS AND BALANCE	\$ 1,704,762.90	\$ 40,561.97
Warrants of Year in Caption	\$ 1,165,921.97	\$ 40,038.73
Interest Paid Thereon	\$ -	\$ -
TOTAL DISBURSEMENTS	\$ 1,165,921.97	\$ 40,038.73
CASH BALANCE JUNE 30, 2021	\$ 538,840.93	\$ 523.24
Reserve for Warrants Outstanding	\$ 18,454.04	\$ -
Reserve for Interest on Warrants	\$ -	\$ -
Reserves From Schedule 8	\$ 51.82	\$ -
TOTAL LIABILITES AND RESERVE	\$ 18,505.86	\$ -
DEFICIT:	\$ -	\$ -
CASH BALANCE FORWARD TO NEXT YEAR	\$ 520,335.07	\$ 523.24

Schedule 9: Jail Sales Tax Fund Summary of Expenses				
Total for Expenses	Net Appropriations July 1, 2021	Warrants Issued	Reserves	Approved by County Excise
1100 Total Salaries	\$ 702,536.16	\$ 468,526.00	\$ 51.82	\$ 233,958.34
1200 Fringe Benefits	\$ -	\$ -	\$ -	\$ -
1300 Travel Related	\$ -	\$ -	\$ -	\$ -
2000 Total Maintenance & Operations	\$ 885,265.08	\$ 715,850.01	\$ -	\$ 169,415.07
4100 Total Machinery & Equipment, Capital Outlay	\$ 2.00	\$ -	\$ -	\$ 2.00
All Other Expenses	\$ -	\$ -	\$ -	\$ -
TOTAL EXPENDITURES 2020-21 FISCAL YEAR	\$ 1,587,803.24	\$ 1,184,376.01	\$ 51.82	\$ 403,375.41

SHERIFF SALES TAX COVERING THE PERIOD 7/1/2020 TO 6/30/2021
ESTIMATE OF NEEDS FOR 2021-2022

1.ST-1319

SHERIFF SALES TAX

Schedule 1: Current Balance Sheet - June 30, 2021

ASSETS:	
Cash Balances	\$ 187,552.34
Investments	\$ -
TOTAL ASSETS	\$ 187,552.34
LIABILITIES AND RESERVES:	
Warrants Outstanding	\$ 5,737.86
Reserve for Interest on Warrants	\$ -
Reserves From Schedule 3	\$ 13,966.14
TOTAL LIABILITIES AND RESERVES	\$ 19,704.00
CASH FUND BALANCE JUNE 30, 2021	\$ 167,848.34
TOTAL LIABILITIES, RESERVES AND CASH FUND BALANCE	\$ 187,552.34

Schedule 5: Sheriff Sales Tax Fund Balance Sheet of Current and All Prior Years

CURRENT AND ALL PRIOR YEARS	2020-21	PRE-2020
Cash Balance Reported to Excise Board June 30, 2020	\$ -	\$ 74,925.46
Opening Balance from Prior Year	\$ 61,109.23	\$ 61,109.23
Cash Fund Balance Transferred Out	\$ -	\$ -
Cash Fund Balance Transferred In	\$ -	\$ -
Adjusted Cash Balance	\$ 61,109.23	\$ 13,816.23
Ad Valorem Tax Apportioned To Year In Caption	\$ -	\$ -
Sources of Revenue		
9000 Interest, Mortgage Tax	\$ -	\$ -
9100 Local Revenues	\$ -	\$ -
9200 State Revenues	\$ -	\$ -
9300 Federal Revenues	\$ -	\$ -
9400 Miscellaneous Revenues	\$ -	\$ -
9500 Special Assessments	\$ -	\$ -
9600 Other Revenues	\$ -	\$ -
9700 School Revenues	\$ -	\$ -
All Other Non-Tax Revenues	\$ -	\$ -
Sales Tax and Sales Tax Interest	\$ 293,503.04	\$ -
Cash Fund Balance Forward From Preceding Year	\$ 1,530.81	\$ -
Prior Expenditures Recovered	\$ -	\$ -
TOTAL RECEIPTS	\$ 295,033.85	\$ -
TOTAL RECEIPTS AND BALANCE	\$ 356,143.08	\$ 13,816.23
Warrants of Year in Caption	\$ 168,590.74	\$ 12,285.42
Interest Paid Thereon	\$ -	\$ -
TOTAL DISBURSEMENTS	\$ 168,590.74	\$ 12,285.42
CASH BALANCE JUNE 30, 2021	\$ 187,552.34	\$ 1,530.81
Reserve for Warrants Outstanding	\$ 5,737.86	\$ -
Reserve for Interest on Warrants	\$ -	\$ -
Reserves From Schedule 8	\$ 13,966.14	\$ -
TOTAL LIABILITIES AND RESERVE	\$ 19,704.00	\$ -
DEFICIT:	\$ -	\$ -
CASH BALANCE FORWARD TO NEXT YEAR	\$ 167,848.34	\$ 1,530.81

Schedule 9: Sheriff Sales Tax Fund Summary of Expenses

Total for Expenses	Net Appropriations July 1, 2021	Warrants Issued	Reserves	Approved by County Excise
1100 Total Salaries	\$ 118,715.63	\$ 86,256.37	\$ -	\$ -
1200 Fringe Benefits	\$ 55,867.80	\$ 29,430.15	\$ -	\$ 26,437.65
1300 Travel Related	\$ -	\$ -	\$ -	\$ -
2000 Total Maintenance & Operations	\$ 158,299.27	\$ 58,642.08	\$ 13,966.14	\$ -
4100 Total Machinery & Equipment, Capital Outlay	\$ -	\$ -	\$ -	\$ -
All Other Expenses	\$ -	\$ -	\$ -	\$ -
TOTAL EXPENDITURES 2020-21 FISCAL YEAR	\$ 332,882.70	\$ 174,328.60	\$ 13,966.14	\$ 26,437.65

RURAL FIRE SALES TAX COVERING THE PERIOD 7/1/2020 TO 6/30/2021
ESTIMATE OF NEEDS FOR 2021-2022

RURAL FIRE SALES TAX

1.ST-1321

Schedule 1: Current Balance Sheet - June 30, 2021	
ASSETS:	
Cash Balances	\$ 34,572.86
Investments	\$ -
TOTAL ASSETS	\$ 34,572.86
LIABILITIES AND RESERVES:	
Warrants Outstanding	\$ -
Reserve for Interest on Warrants	\$ -
Reserves From Schedule 3	\$ -
TOTAL LIABILITIES AND RESERVES	\$ -
CASH FUND BALANCE JUNE 30, 2021	\$ 34,572.86
TOTAL LIABILITIES, RESERVES AND CASH FUND BALANCE	\$ 34,572.86

Schedule 5: Rural Fire Sales Tax Fund Balance Sheet of Current and All Prior Years		
CURRENT AND ALL PRIOR YEARS	2020-21	PRE-2020
Cash Balance Reported to Excise Board June 30, 2020	\$ -	\$ 114,472.86
Opening Balance from Prior Year	\$ 114,472.86	\$ 114,472.86
Cash Fund Balance Transferred Out	\$ -	\$ -
Cash Fund Balance Transferred In	\$ -	\$ -
Adjusted Cash Balance	\$ 114,472.86	\$ -
Ad Valorem Tax Apportioned To Year In Caption	\$ -	\$ -
Sources of Revenue		
9000 Interest, Mortgage Tax	\$ -	\$ -
9100 Local Revenues	\$ -	\$ -
9200 State Revenues	\$ -	\$ -
9300 Federal Revenues	\$ -	\$ -
9400 Miscellaneous Revenues	\$ -	\$ -
9500 Special Assessments	\$ -	\$ -
9600 Other Revenues	\$ -	\$ -
9700 School Revenues	\$ -	\$ -
All Other Non-Tax Revenues	\$ -	\$ -
Sales Tax and Sales Tax Interest	\$ -	\$ -
Cash Fund Balance Forward From Preceding Year	\$ -	\$ -
Prior Expenditures Recovered	\$ -	\$ -
TOTAL RECEIPTS	\$ -	\$ -
TOTAL RECEIPTS AND BALANCE	\$ 114,472.86	\$ -
Warrants of Year in Caption	\$ 79,900.00	\$ -
Interest Paid Thereon	\$ -	\$ -
TOTAL DISBURSEMENTS	\$ 79,900.00	\$ -
CASH BALANCE JUNE 30, 2021	\$ 34,572.86	\$ -
Reserve for Warrants Outstanding	\$ -	\$ -
Reserve for Interest on Warrants	\$ -	\$ -
Reserves From Schedule 8	\$ -	\$ -
TOTAL LIABILITES AND RESERVE	\$ -	\$ -
DEFICIT:	\$ -	\$ -
CASH BALANCE FORWARD TO NEXT YEAR	\$ 34,572.86	\$ -

Schedule 9: Rural Fire Sales Tax Fund Summary of Expenses				
Total for Expenses	Net Appropriations July 1, 2021	Warrants Issued	Reserves	Approved by County Excise
1100 Total Salaries	\$ -	\$ -	\$ -	\$ -
1200 Fringe Benefits	\$ -	\$ -	\$ -	\$ -
1300 Travel Related	\$ -	\$ -	\$ -	\$ -
2000 Total Maintenance & Operations	\$ 14,321.51	\$ -	\$ -	\$ 14,321.51
4100 Total Machinery & Equipment, Capital Outlay	\$ 100,151.35	\$ 79,900.00	\$ -	\$ 20,251.35
All Other Expenses	\$ -	\$ -	\$ -	\$ -
TOTAL EXPENDITURES 2020-21 FISCAL YEAR	\$ 114,472.86	\$ 79,900.00	\$ -	\$ 34,572.86

1.ST-1327

SPEAL REVENUE COUNTY ASSIGNED

Schedule 1: Current Balance Sheet - June 30, 2021	
ASSETS:	
Cash Balances	\$ 41,859.65
Investments	\$ -
TOTAL ASSETS	\$ 41,859.65
LIABILITIES AND RESERVES:	
Warrants Outstanding	\$ -
Reserve for Interest on Warrants	\$ -
Reserves From Schedule 3	\$ 2,000.00
TOTAL LIABILITIES AND RESERVES	\$ 2,000.00
CASH FUND BALANCE JUNE 30, 2021	\$ 39,859.65
TOTAL LIABILITIES, RESERVES AND CASH FUND BALANCE	\$ 41,859.65

Schedule 5: Speal Revenue County Assigned Fund Balance Sheet of Current and All Prior Years		
CURRENT AND ALL PRIOR YEARS	2020-21	PRE-2020
Cash Balance Reported to Excise Board June 30, 2020	\$ -	\$ 52,027.95
Opening Balance from Prior Year	\$ 51,583.19	\$ 51,583.19
Cash Fund Balance Transferred Out	\$ -	\$ -
Cash Fund Balance Transferred In	\$ -	\$ -
Adjusted Cash Balance	\$ 51,583.19	\$ 444.76
Ad Valorem Tax Apportioned To Year In Caption	\$ -	\$ -
Sources of Revenue		
9000 Interest, Mortgage Tax	\$ -	\$ -
9100 Local Revenues	\$ -	\$ -
9200 State Revenues	\$ -	\$ -
9300 Federal Revenues	\$ -	\$ -
9400 Miscellaneous Revenues	\$ -	\$ -
9500 Special Assessments	\$ -	\$ -
9600 Other Revenues	\$ -	\$ -
9700 School Revenues	\$ -	\$ -
All Other Non-Tax Revenues	\$ -	\$ -
Sales Tax and Sales Tax Interest	\$ -	\$ -
Cash Fund Balance Forward From Preceding Year	\$ 444.76	\$ -
Prior Expenditures Recovered	\$ -	\$ -
TOTAL RECEIPTS	\$ 444.76	\$ -
TOTAL RECEIPTS AND BALANCE	\$ 52,027.95	\$ 444.76
Warrants of Year in Caption	\$ 10,168.30	\$ -
Interest Paid Thereon	\$ -	\$ -
TOTAL DISBURSEMENTS	\$ 10,168.30	\$ -
CASH BALANCE JUNE 30, 2021	\$ 41,859.65	\$ 444.76
Reserve for Warrants Outstanding	\$ -	\$ -
Reserve for Interest on Warrants	\$ -	\$ -
Reserves From Schedule 8	\$ 2,000.00	\$ -
TOTAL LIABILITES AND RESERVE	\$ 2,000.00	\$ -
DEFICIT:	\$ -	\$ -
CASH BALANCE FORWARD TO NEXT YEAR	\$ 39,859.65	\$ 444.76

Schedule 9: Speal Revenue County Assigned Fund Summary of Expenses				
Total for Expenses	Net Appropriations July 1, 2021	Warrants Issued	Reserves	Approved by County Excise
1100 Total Salaries	\$ -	\$ -	\$ -	\$ -
1200 Fringe Benefits	\$ -	\$ -	\$ -	\$ -
1300 Travel Related	\$ -	\$ -	\$ -	\$ -
2000 Total Maintenance & Operations	\$ 50,939.52	\$ 10,168.30	\$ 2,000.00	\$ 38,771.22
4100 Total Machinary & Equipment, Capital Outlay	\$ 1,088.43	\$ -	\$ -	\$ 1,088.43
All Other Expenses	\$ -	\$ -	\$ -	\$ -
TOTAL EXPENDITURES 2020-21 FISCAL YEAR	\$ 52,027.95	\$ 10,168.30	\$ 2,000.00	\$ 39,859.65

I.ST-1328

Schedule 1: Current Balance Sheet - June 30, 2021	
ASSETS:	
Cash Balances	\$ 80,511.63
Investments	\$ -
TOTAL ASSETS	\$ 80,511.63
LIABILITIES AND RESERVES:	
Warrants Outstanding	\$ -
Reserve for Interest on Warrants	\$ -
Reserves From Schedule 3	\$ 8,214.50
TOTAL LIABILITIES AND RESERVES	\$ 8,214.50
CASH FUND BALANCE JUNE 30, 2021	\$ 72,297.13
TOTAL LIABILITIES, RESERVES AND CASH FUND BALANCE	\$ 80,511.63

Schedule 5: Special Revenue County Assigned Fund Balance Sheet of Current and All Prior Years		
CURRENT AND ALL PRIOR YEARS	2020-21	PRE-2020
Cash Balance Reported to Excise Board June 30, 2020	\$ -	\$ 63,218.70
Opening Balance from Prior Year	\$ 63,218.70	\$ 63,218.70
Cash Fund Balance Transferred Out	\$ -	\$ -
Cash Fund Balance Transferred In	\$ -	\$ -
Adjusted Cash Balance	\$ 63,218.70	\$ -
Ad Valorem Tax Apportioned To Year In Caption	\$ -	\$ -
Sources of Revenue		
9000 Interest, Mortgage Tax	\$ -	\$ -
9100 Local Revenues	\$ -	\$ -
9200 State Revenues	\$ -	\$ -
9300 Federal Revenues	\$ -	\$ -
9400 Miscellaneous Revenues	\$ -	\$ -
9500 Special Assessments	\$ -	\$ -
9600 Other Revenues	\$ -	\$ -
9700 School Revenues	\$ -	\$ -
All Other Non-Tax Revenues	\$ -	\$ -
Sales Tax and Sales Tax Interest	\$ 34,808.03	\$ -
Cash Fund Balance Forward From Preceding Year	\$ -	\$ -
Prior Expenditures Recovered	\$ -	\$ -
TOTAL RECEIPTS	\$ 34,808.03	\$ -
TOTAL RECEIPTS AND BALANCE	\$ 98,026.73	\$ -
Warrants of Year in Caption	\$ 17,515.10	\$ -
Interest Paid Thereon	\$ -	\$ -
TOTAL DISBURSEMENTS	\$ 17,515.10	\$ -
CASH BALANCE JUNE 30, 2021	\$ 80,511.63	\$ -
Reserve for Warrants Outstanding	\$ -	\$ -
Reserve for Interest on Warrants	\$ -	\$ -
Reserves From Schedule 8	\$ 8,214.50	\$ -
TOTAL LIABILITIES AND RESERVE	\$ 8,214.50	\$ -
DEFICIT:	\$ -	\$ -
CASH BALANCE FORWARD TO NEXT YEAR	\$ 72,297.13	\$ -

Schedule 9: Special Revenue County Assigned Fund Summary of Expenses				
Total for Expenses	Net Appropriations July 1, 2021	Warrants Issued	Reserves	Approved by County Excise
1100 Total Salaries	\$ -	\$ -	\$ -	\$ -
1200 Fringe Benefits	\$ -	\$ -	\$ -	\$ -
1300 Travel Related	\$ -	\$ -	\$ -	\$ -
2000 Total Maintenance & Operations	\$ 94,680.82	\$ 17,515.10	\$ 8,214.50	\$ 68,951.22
4100 Total Machinery & Equipment, Capital Outlay	\$ -	\$ -	\$ -	\$ -
All Other Expenses	\$ -	\$ -	\$ -	\$ -
TOTAL EXPENDITURES 2020-21 FISCAL YEAR	\$ 94,680.82	\$ 17,515.10	\$ 8,214.50	\$ 68,951.22

I.ST-1330

SPEIAL REVENUE COUNTY ASSIGNED

Schedule I: Current Balance Sheet - June 30, 2021	
ASSETS:	
Cash Balances	\$ 346,582.39
Investments	\$ -
TOTAL ASSETS	\$ 346,582.39
LIABILITIES AND RESERVES:	
Warrants Outstanding	\$ 3,207.05
Reserve for Interest on Warrants	\$ -
Reserves From Schedule 3	\$ 17,283.96
TOTAL LIABILITIES AND RESERVES	\$ 20,491.01
CASH FUND BALANCE JUNE 30, 2021	\$ 326,091.38
TOTAL LIABILITIES, RESERVES AND CASH FUND BALANCE	\$ 346,582.39

Schedule 5: Speial Revenue County Assigned Fund Balance Sheet of Current and All Prior Years		
CURRENT AND ALL PRIOR YEARS	2020-21	PRE-2020
Cash Balance Reported to Excise Board June 30, 2020	\$ -	\$ 266,984.99
Opening Balance from Prior Year	\$ 257,739.62	\$ 257,739.62
Cash Fund Balance Transferred Out	\$ -	\$ -
Cash Fund Balance Transferred In	\$ -	\$ -
Adjusted Cash Balance	\$ 257,739.62	\$ 9,245.37
Ad Valorem Tax Apportioned To Year In Caption	\$ -	\$ -
Sources of Revenue		
9000 Interest, Mortgage Tax	\$ -	\$ -
9100 Local Revenues	\$ -	\$ -
9200 State Revenues	\$ -	\$ -
9300 Federal Revenues	\$ -	\$ -
9400 Miscellaneous Revenues	\$ -	\$ -
9500 Special Assessments	\$ -	\$ -
9600 Other Revenues	\$ -	\$ -
9700 School Revenues	\$ -	\$ -
All Other Non-Tax Revenues	\$ -	\$ -
Sales Tax and Sales Tax Interest	\$ 177,555.69	\$ -
Cash Fund Balance Forward From Preceding Year	\$ 6,261.11	\$ -
Prior Expenditures Recovered	\$ -	\$ -
TOTAL RECEIPTS	\$ 183,816.80	\$ -
TOTAL RECEIPTS AND BALANCE	\$ 441,556.42	\$ 9,245.37
Warrants of Year in Caption	\$ 94,974.03	\$ 2,984.26
Interest Paid Thereon	\$ -	\$ -
TOTAL DISBURSEMENTS	\$ 94,974.03	\$ 2,984.26
CASH BALANCE JUNE 30, 2021	\$ 346,582.39	\$ 6,261.11
Reserve for Warrants Outstanding	\$ 3,207.05	\$ -
Reserve for Interest on Warrants	\$ -	\$ -
Reserves From Schedule 8	\$ 17,283.96	\$ -
TOTAL LIABILITES AND RESERVE	\$ 20,491.01	\$ -
DEFICIT:	\$ -	\$ -
CASH BALANCE FORWARD TO NEXT YEAR	\$ 326,091.38	\$ 6,261.11

Schedule 9: Speial Revenue County Assigned Fund Summary of Expenses				
Total for Expenses	Net Appropriations July 1, 2021	Warrants Issued	Reserves	Approved by County Excise
1100 Total Salaries	\$ -	\$ -	\$ -	\$ -
1200 Fringe Benefits	\$ -	\$ -	\$ -	\$ -
1300 Travel Related	\$ -	\$ -	\$ -	\$ -
2000 Total Maintenance & Operations	\$ 430,271.93	\$ 98,181.08	\$ 17,283.96	\$ 321,068.00
4100 Total Machinery & Equipment, Capital Outlay	\$ -	\$ -	\$ -	\$ -
All Other Expenses	\$ -	\$ -	\$ -	\$ -
TOTAL EXPENDITURES 2020-21 FISCAL YEAR	\$ 430,271.93	\$ 98,181.08	\$ 17,283.96	\$ 321,068.00

I.S.T-1332

Schedule 1: Current Balance Sheet - June 30, 2021	
ASSETS:	
Cash Balances	\$ 111,966.23
Investments	\$ -
TOTAL ASSETS	\$ 111,966.23
LIABILITIES AND RESERVES:	
Warrants Outstanding	\$ 4,319.60
Reserve for Interest on Warrants	\$ -
Reserves From Schedule 3	\$ -
TOTAL LIABILITIES AND RESERVES	\$ 4,319.60
CASH FUND BALANCE JUNE 30, 2021	\$ 107,646.63
TOTAL LIABILITIES, RESERVES AND CASH FUND BALANCE	\$ 111,966.23

Schedule 5: E-911 Fund Balance Sheet of Current and All Prior Years		
CURRENT AND ALL PRIOR YEARS	2020-21	PRE-2020
Cash Balance Reported to Excise Board June 30, 2020	\$ -	\$ 34,294.46
Opening Balance from Prior Year	\$ 29,275.95	\$ 29,275.95
Cash Fund Balance Transferred Out	\$ 16,754.18	\$ -
Cash Fund Balance Transferred In	\$ -	\$ -
Adjusted Cash Balance	\$ 12,521.77	\$ 5,018.51
Ad Valorem Tax Apportioned To Year In Caption	\$ -	\$ -
Sources of Revenue		
9000 Interest, Mortgage Tax	\$ -	\$ -
9100 Local Revenues	\$ -	\$ -
9200 State Revenues	\$ -	\$ -
9300 Federal Revenues	\$ -	\$ -
9400 Miscellaneous Revenues	\$ -	\$ -
9500 Special Assessments	\$ -	\$ -
9600 Other Revenues	\$ -	\$ -
9700 School Revenues	\$ -	\$ -
All Other Non-Tax Revenues	\$ -	\$ -
Sales Tax and Sales Tax Interest	\$ 277,584.75	\$ -
Cash Fund Balance Forward From Preceding Year	\$ -	\$ -
Prior Expenditures Recovered	\$ -	\$ -
TOTAL RECEIPTS	\$ 277,584.75	\$ -
TOTAL RECEIPTS AND BALANCE	\$ 290,106.52	\$ 5,018.51
Warrants of Year in Caption	\$ 178,140.29	\$ 5,018.51
Interest Paid Thereon	\$ -	\$ -
TOTAL DISBURSEMENTS	\$ 178,140.29	\$ 5,018.51
CASH BALANCE JUNE 30, 2021	\$ 111,966.23	\$ -
Reserve for Warrants Outstanding	\$ 4,319.60	\$ -
Reserve for Interest on Warrants	\$ -	\$ -
Reserves From Schedule 8	\$ -	\$ -
TOTAL LIABILITIES AND RESERVE	\$ 4,319.60	\$ -
DEFICIT:	\$ -	\$ -
CASH BALANCE FORWARD TO NEXT YEAR	\$ 107,646.63	\$ -

Schedule 9: E-911 Fund Summary of Expenses				
Total for Expenses	Net Appropriations July 1, 2021	Warrants Issued	Reserves	Approved by County Excise
1100 Total Salaries	\$ 207,632.06	\$ 176,913.72	\$ -	\$ 30,718.34
1200 Fringe Benefits	\$ -	\$ -	\$ -	\$ -
1300 Travel Related	\$ -	\$ -	\$ -	\$ -
2000 Total Maintenance & Operations	\$ 63,838.31	\$ 5,546.17	\$ -	\$ 58,292.14
4100 Total Machinery & Equipment, Capital Outlay	\$ 696.27	\$ -	\$ -	\$ 696.27
All Other Expenses	\$ -	\$ -	\$ -	\$ -
TOTAL EXPENDITURES 2020-21 FISCAL YEAR	\$ 272,166.64	\$ 182,459.89	\$ -	\$ 89,706.75

TOTAL OF EXPENDABLE TRUST FUNDS COVERING THE PERIOD JULY 1, 2020 TO JUNE 30, 2021
ESTIMATE OF NEEDS FOR 2021-2022

EXHIBIT "M" TOTALS

Schedule 1: Current Balance Sheet - June 30, 2021

ASSETS:	
Cash Balances	\$ 920,299.09
Investments	\$ -
TOTAL ASSETS	\$ 920,299.09
LIABILITIES AND RESERVES:	
Warrants Outstanding	\$ -
Reserve for Interest on Warrants	\$ -
Reserves From Schedule 3	\$ -
TOTAL LIABILITIES AND RESERVES	\$ -
CASH FUND BALANCE JUNE 30, 2021	\$ 920,299.09
TOTAL LIABILITIES, RESERVES AND CASH FUND BALANCE	\$ 920,299.09

Schedule 5: Expendable Trust Funds Balance Sheet of Current and All Prior Years

CURRENT AND ALL PRIOR YEARS	2020-21	PRE-2020
Cash Balance Reported to Excise Board June 30, 2020	\$ -	\$ 889,479.25
Opening Balance from Prior Year	\$ 889,479.25	\$ 889,479.25
Cash Fund Balance Transferred Out	\$ 21,302.40	\$ -
Cash Fund Balance Transferred In	\$ 31,661.75	\$ -
Adjusted Cash Balance	\$ 899,838.60	\$ -
Ad Valorem Tax Apportioned To Year In Caption	\$ 14,782,340.94	\$ -
Sources of Revenue		
9000 Interest, Mortgage Tax	\$ 312,228.90	\$ -
9100 Local Revenues	\$ 19,999.12	\$ -
9200 State Revenues	\$ 293,472.86	\$ -
9300 Federal Revenues	\$ -	\$ -
9400 Miscellaneous Revenues	\$ 218,551.85	\$ -
9500 Special Assessments	\$ -	\$ -
9600 Other Revenues	\$ -	\$ -
9700 School Revenues	\$ -	\$ -
All Other Non-Tax Revenues	\$ -	\$ -
Sales Tax and Sales Tax Interest	\$ -	\$ -
Cash Fund Balance Forward From Preceding Year	\$ -	\$ -
Prior Expenditures Recovered	\$ -	\$ -
TOTAL RECEIPTS	\$ 15,626,593.67	\$ -
TOTAL RECEIPTS AND BALANCE	\$ 16,526,432.27	\$ -
Warrants of Year in Caption	\$ 15,606,133.18	\$ -
Interest Paid Thereon	\$ -	\$ -
TOTAL DISBURSEMENTS	\$ 15,606,133.18	\$ -
CASH BALANCE JUNE 30, 2021	\$ 920,299.09	\$ -
Reserve for Warrants Outstanding	\$ -	\$ -
Reserve for Interest on Warrants	\$ -	\$ -
Reserves From Schedule 8	\$ -	\$ -
TOTAL LIABILITES AND RESERVE	\$ -	\$ -
DEFICIT:	\$ -	\$ -
CASH BALANCE FORWARD TO NEXT YEAR	\$ 920,299.09	\$ -

Schedule 9: Expendable Trust Funds Summary of Expenses

Total for Expenses	Net Appropriations July 1, 2021	Warrants Issued	Reserves	Approved by County Excise
1100 Total Salaries	\$ -	\$ -	\$ -	\$ -
1200 Fringe Benefits	\$ -	\$ -	\$ -	\$ -
1300 Travel Related	\$ 1,210.82	\$ -	\$ -	\$ -
2005 Total Maintenance & Operations	\$ 852,881.00	\$ 199,016.93	\$ -	\$ -
4110 Machinery & Equipment, Capital Outlay	\$ 326.00	\$ -	\$ -	\$ -
All Other Expenses	\$ 15,407,116.25	\$ 15,407,116.25	\$ -	\$ -
TOTAL EXPENDITURES 2020-21 FISCAL YEAR	\$ 16,261,534.07	\$ 15,606,133.18	\$ -	\$ -

CHILD ABUSE (MULTIDISCIPLINARY) PREVENTION COVERING THE PERIOD 7/1/2020 TO 6/30/2021
ESTIMATE OF NEEDS FOR 2021-2022

M-7202

CHILD ABUSE (MULTIDISCIPLINARY) PREVENTION

Schedule 1: Current Balance Sheet - June 30, 2021	
ASSETS:	
Cash Balances	\$ 1,711.82
Investments	\$ -
TOTAL ASSETS	\$ 1,711.82
LIABILITIES AND RESERVES:	
Warrants Outstanding	\$ -
Reserve for Interest on Warrants	\$ -
Reserves From Schedule 3	\$ -
TOTAL LIABILITIES AND RESERVES	\$ -
CASH FUND BALANCE JUNE 30, 2021	\$ 1,711.82
TOTAL LIABILITIES, RESERVES AND CASH FUND BALANCE	\$ 1,711.82

Schedule 5: Child Abuse (Multidisciplinary) Prevention Fund Balance Sheet of Current and All Prior Years		
CURRENT AND ALL PRIOR YEARS	2020-21	PRE-2020
Cash Balance Reported to Excise Board June 30, 2020	\$ -	\$ 1,711.82
Opening Balance from Prior Year	\$ 1,711.82	\$ 1,711.82
Cash Fund Balance Transferred Out	\$ -	\$ -
Cash Fund Balance Transferred In	\$ -	\$ -
Adjusted Cash Balance	\$ 1,711.82	\$ -
Ad Valorem Tax Apportioned To Year In Caption	\$ -	\$ -
Sources of Revenue		
9000 Interest, Mortgage Tax	\$ -	\$ -
9100 Local Revenues	\$ -	\$ -
9200 State Revenues	\$ -	\$ -
9300 Federal Revenues	\$ -	\$ -
9400 Miscellaneous Revenues	\$ -	\$ -
9500 Special Assessments	\$ -	\$ -
9600 Other Revenues	\$ -	\$ -
9700 School Revenues	\$ -	\$ -
All Other Non-Tax Revenues	\$ -	\$ -
Sales Tax and Sales Tax Interest	\$ -	\$ -
Cash Fund Balance Forward From Preceding Year	\$ -	\$ -
Prior Expenditures Recovered	\$ -	\$ -
TOTAL RECEIPTS	\$ -	\$ -
TOTAL RECEIPTS AND BALANCE	\$ 1,711.82	\$ -
Warrants of Year in Caption	\$ -	\$ -
Interest Paid Thereon	\$ -	\$ -
TOTAL DISBURSEMENTS	\$ -	\$ -
CASH BALANCE JUNE 30, 2021	\$ 1,711.82	\$ -
Reserve for Warrants Outstanding	\$ -	\$ -
Reserve for Interest on Warrants	\$ -	\$ -
Reserves From Schedule 8	\$ -	\$ -
TOTAL LIABILITIES AND RESERVE	\$ -	\$ -
DEFICIT:	\$ -	\$ -
CASH BALANCE FORWARD TO NEXT YEAR	\$ 1,711.82	\$ -

Schedule 9: Child Abuse (Multidisciplinary) Prevention Fund Summary of Expenses				
Total for Expenses	Net Appropriations July 1, 2021	Warrants Issued	Reserves	Approved by County Excise
1100 Total Salaries	\$ -	\$ -	\$ -	\$ -
1200 Fringe Benefits	\$ -	\$ -	\$ -	\$ -
1300 Travel Related	\$ 1,210.82	\$ -	\$ -	\$ -
2000 Total Maintenance & Operations	\$ 175.00	\$ -	\$ -	\$ -
4100 Total Machinery & Equipment, Capital Outlay	\$ 326.00	\$ -	\$ -	\$ -
All Other Expenses	\$ -	\$ -	\$ -	\$ -
TOTAL EXPENDITURES 2020-21 FISCAL YEAR	\$ 1,711.82	\$ -	\$ -	\$ -

M-7207

MENTAL HEALTH COURT PROGRAM

Schedule 1: Current Balance Sheet - June 30, 2021	
ASSETS:	
Cash Balances	\$ 32,520.97
Investments	\$ -
TOTAL ASSETS	\$ 32,520.97
LIABILITIES AND RESERVES:	
Warrants Outstanding	\$ -
Reserve for Interest on Warrants	\$ -
Reserves From Schedule 3	\$ -
TOTAL LIABILITIES AND RESERVES	\$ -
CASH FUND BALANCE JUNE 30, 2021	\$ 32,520.97
TOTAL LIABILITIES, RESERVES AND CASH FUND BALANCE	\$ 32,520.97

Schedule 5: Mental Health Court Program Fund Balance Sheet of Current and All Prior Years		
CURRENT AND ALL PRIOR YEARS	2020-21	PRE-2020
Cash Balance Reported to Excise Board June 30, 2020	\$ -	\$ 8,284.12
Opening Balance from Prior Year	\$ 8,284.12	\$ 8,284.12
Cash Fund Balance Transferred Out	\$ -	\$ -
Cash Fund Balance Transferred In	\$ -	\$ -
Adjusted Cash Balance	\$ 8,284.12	\$ -
Ad Valorem Tax Apportioned To Year In Caption	\$ -	\$ -
Sources of Revenue		
9000 Interest, Mortgage Tax	\$ -	\$ -
9100 Local Revenues	\$ -	\$ -
9200 State Revenues	\$ -	\$ -
9300 Federal Revenues	\$ -	\$ -
9400 Miscellaneous Revenues	\$ 215,395.85	\$ -
9500 Special Assessments	\$ -	\$ -
9600 Other Revenues	\$ -	\$ -
9700 School Revenues	\$ -	\$ -
All Other Non-Tax Revenues	\$ -	\$ -
Sales Tax and Sales Tax Interest	\$ -	\$ -
Cash Fund Balance Forward From Preceding Year	\$ -	\$ -
Prior Expenditures Recovered	\$ -	\$ -
TOTAL RECEIPTS	\$ 215,395.85	\$ -
TOTAL RECEIPTS AND BALANCE	\$ 223,679.97	\$ -
Warrants of Year in Caption	\$ 191,159.00	\$ -
Interest Paid Thereon	\$ -	\$ -
TOTAL DISBURSEMENTS	\$ 191,159.00	\$ -
CASH BALANCE JUNE 30, 2021	\$ 32,520.97	\$ -
Reserve for Warrants Outstanding	\$ -	\$ -
Reserve for Interest on Warrants	\$ -	\$ -
Reserves From Schedule 8	\$ -	\$ -
TOTAL LIABILITES AND RESERVE	\$ -	\$ -
DEFICIT:	\$ -	\$ -
CASH BALANCE FORWARD TO NEXT YEAR	\$ 32,520.97	\$ -

Schedule 9: Mental Health Court Program Fund Summary of Expenses				
Total for Expenses	Net Appropriations July 1, 2021	Warrants Issued	Reserves	Approved by County Excise
1100 Total Salaries	\$ -	\$ -	\$ -	\$ -
1200 Fringe Benefits	\$ -	\$ -	\$ -	\$ -
1300 Travel Related	\$ -	\$ -	\$ -	\$ -
2000 Total Maintenance & Operations	\$ 217,346.64	\$ 191,159.00	\$ -	\$ -
4100 Total Machinery & Equipment, Capital Outlay	\$ -	\$ -	\$ -	\$ -
All Other Expenses	\$ -	\$ -	\$ -	\$ -
TOTAL EXPENDITURES 2020-21 FISCAL YEAR	\$ 217,346.64	\$ 191,159.00	\$ -	\$ -

COURT CLERK PRESERVATION COVERING THE PERIOD 7/1/2020 TO 6/30/2021
ESTIMATE OF NEEDS FOR 2021-2022

M-7210

COURT CLERK PRESERVATION

Schedule 1: Current Balance Sheet - June 30, 2021	
ASSETS:	
Cash Balances	\$ 21,186.23
Investments	\$ -
TOTAL ASSETS	\$ 21,186.23
LIABILITIES AND RESERVES:	
Warrants Outstanding	\$ -
Reserve for Interest on Warrants	\$ -
Reserves From Schedule 3	\$ -
TOTAL LIABILITIES AND RESERVES	\$ -
CASH FUND BALANCE JUNE 30, 2021	\$ 21,186.23
TOTAL LIABILITIES, RESERVES AND CASH FUND BALANCE	\$ 21,186.23

Schedule 5: Court Clerk Preservation Fund Balance Sheet of Current and All Prior Years		
CURRENT AND ALL PRIOR YEARS	2020-21	PRE-2020
Cash Balance Reported to Excise Board June 30, 2020	\$ -	\$ 8,478.31
Opening Balance from Prior Year	\$ 8,478.31	\$ 8,478.31
Cash Fund Balance Transferred Out	\$ -	\$ -
Cash Fund Balance Transferred In	\$ -	\$ -
Adjusted Cash Balance	\$ 8,478.31	\$ -
Ad Valorem Tax Apportioned To Year In Caption	\$ -	\$ -
Sources of Revenue		
9000 Interest, Mortgage Tax	\$ -	\$ -
9100 Local Revenues	\$ 13,427.92	\$ -
9200 State Revenues	\$ -	\$ -
9300 Federal Revenues	\$ -	\$ -
9400 Miscellaneous Revenues	\$ -	\$ -
9500 Special Assessments	\$ -	\$ -
9600 Other Revenues	\$ -	\$ -
9700 School Revenues	\$ -	\$ -
All Other Non-Tax Revenues	\$ -	\$ -
Sales Tax and Sales Tax Interest	\$ -	\$ -
Cash Fund Balance Forward From Preceding Year	\$ -	\$ -
Prior Expenditures Recovered	\$ -	\$ -
TOTAL RECEIPTS	\$ 13,427.92	\$ -
TOTAL RECEIPTS AND BALANCE	\$ 21,906.23	\$ -
Warrants of Year in Caption	\$ 720.00	\$ -
Interest Paid Thereon	\$ -	\$ -
TOTAL DISBURSEMENTS	\$ 720.00	\$ -
CASH BALANCE JUNE 30, 2021	\$ 21,186.23	\$ -
Reserve for Warrants Outstanding	\$ -	\$ -
Reserve for Interest on Warrants	\$ -	\$ -
Reserves From Schedule 8	\$ -	\$ -
TOTAL LIABILITES AND RESERVE	\$ -	\$ -
DEFICIT:	\$ -	\$ -
CASH BALANCE FORWARD TO NEXT YEAR	\$ 21,186.23	\$ -

Schedule 9: Court Clerk Preservation Fund Summary of Expenses				
Total for Expenses	Net Appropriations July 1, 2021	Warrants Issued	Reserves	Approved by County Excise
1100 Total Salaries	\$ -	\$ -	\$ -	\$ -
1200 Fringe Benefits	\$ -	\$ -	\$ -	\$ -
1300 Travel Related	\$ -	\$ -	\$ -	\$ -
2000 Total Maintenance & Operations	\$ 20,692.01	\$ 720.00	\$ -	\$ -
4100 Total Machinery & Equipment, Capital Outlay	\$ -	\$ -	\$ -	\$ -
All Other Expenses	\$ -	\$ -	\$ -	\$ -
TOTAL EXPENDITURES 2020-21 FISCAL YEAR	\$ 20,692.01	\$ 720.00	\$ -	\$ -

INDIVIDUAL REDEMPTION COVERING THE PERIOD 7/1/2020 TO 6/30/2021
ESTIMATE OF NEEDS FOR 2021-2022

M-7401

INDIVIDUAL REDEMPTION

Schedule 1: Current Balance Sheet - June 30, 2021	
ASSETS:	
Cash Balances	\$ 1,788.17
Investments	\$ -
TOTAL ASSETS	\$ 1,788.17
LIABILITIES AND RESERVES:	
Warrants Outstanding	\$ -
Reserve for Interest on Warrants	\$ -
Reserves From Schedule 3	\$ -
TOTAL LIABILITIES AND RESERVES	\$ -
CASH FUND BALANCE JUNE 30, 2021	\$ 1,788.17
TOTAL LIABILITIES, RESERVES AND CASH FUND BALANCE	\$ 1,788.17

Schedule 5: Individual Redemption Fund Balance Sheet of Current and All Prior Years		
CURRENT AND ALL PRIOR YEARS	2020-21	PRE-2020
Cash Balance Reported to Excise Board June 30, 2020	\$ -	\$ 1,788.17
Opening Balance from Prior Year	\$ 1,788.17	\$ 1,788.17
Cash Fund Balance Transferred Out	\$ -	\$ -
Cash Fund Balance Transferred In	\$ -	\$ -
Adjusted Cash Balance	\$ 1,788.17	\$ -
Ad Valorem Tax Apportioned To Year In Caption	\$ -	\$ -
Sources of Revenue		
9000 Interest, Mortgage Tax	\$ -	\$ -
9100 Local Revenues	\$ -	\$ -
9200 State Revenues	\$ -	\$ -
9300 Federal Revenues	\$ -	\$ -
9400 Miscellaneous Revenues	\$ -	\$ -
9500 Special Assessments	\$ -	\$ -
9600 Other Revenues	\$ -	\$ -
9700 School Revenues	\$ -	\$ -
All Other Non-Tax Revenues	\$ -	\$ -
Sales Tax and Sales Tax Interest	\$ -	\$ -
Cash Fund Balance Forward From Preceding Year	\$ -	\$ -
Prior Expenditures Recovered	\$ -	\$ -
TOTAL RECEIPTS	\$ -	\$ -
TOTAL RECEIPTS AND BALANCE	\$ 1,788.17	\$ -
Warrants of Year in Caption	\$ -	\$ -
Interest Paid Thereon	\$ -	\$ -
TOTAL DISBURSEMENTS	\$ -	\$ -
CASH BALANCE JUNE 30, 2021	\$ 1,788.17	\$ -
Reserve for Warrants Outstanding	\$ -	\$ -
Reserve for Interest on Warrants	\$ -	\$ -
Reserves From Schedule 8	\$ -	\$ -
TOTAL LIABILITES AND RESERVE	\$ -	\$ -
DEFICIT:	\$ -	\$ -
CASH BALANCE FORWARD TO NEXT YEAR	\$ 1,788.17	\$ -

Schedule 9: Individual Redemption Fund Summary of Expenses				
Total for Expenses	Net Appropriations July 1, 2021	Warrants Issued	Reserves	Approved by County Excise
1100 Total Salaries	\$ -	\$ -	\$ -	\$ -
1200 Fringe Benefits	\$ -	\$ -	\$ -	\$ -
1300 Travel Related	\$ -	\$ -	\$ -	\$ -
2000 Total Maintenance & Operations	\$ -	\$ -	\$ -	\$ -
4100 Total Machinery & Equipment, Capital Outlay	\$ -	\$ -	\$ -	\$ -
All Other Expenses	\$ -	\$ -	\$ -	\$ -
TOTAL EXPENDITURES 2020-21 FISCAL YEAR	\$ -	\$ -	\$ -	\$ -

EXCESS RESALE COVERING THE PERIOD 7/1/2020 TO 6/30/2021
ESTIMATE OF NEEDS FOR 2021-2022

M-7402

EXCESS RESALE

Schedule 1: Current Balance Sheet - June 30, 2021	
ASSETS:	
Cash Balances	\$ 316,041.33
Investments	\$ -
TOTAL ASSETS	\$ 316,041.33
LIABILITIES AND RESERVES:	
Warrants Outstanding	\$ -
Reserve for Interest on Warrants	\$ -
Reserves From Schedule 3	\$ -
TOTAL LIABILITIES AND RESERVES	\$ -
CASH FUND BALANCE JUNE 30, 2021	\$ 316,041.33
TOTAL LIABILITIES, RESERVES AND CASH FUND BALANCE	\$ 316,041.33

Schedule 5: Excess Resale Fund Balance Sheet of Current and All Prior Years		
CURRENT AND ALL PRIOR YEARS	2020-21	PRE-2020
Cash Balance Reported to Excise Board June 30, 2020	\$ -	\$ 295,593.75
Opening Balance from Prior Year	\$ 295,593.75	\$ 295,593.75
Cash Fund Balance Transferred Out	\$ -	\$ -
Cash Fund Balance Transferred In	\$ -	\$ -
Adjusted Cash Balance	\$ 295,593.75	\$ -
Ad Valorem Tax Apportioned To Year In Caption	\$ 20,447.58	\$ -
Sources of Revenue		
9000 Interest, Mortgage Tax	\$ -	\$ -
9100 Local Revenues	\$ -	\$ -
9200 State Revenues	\$ -	\$ -
9300 Federal Revenues	\$ -	\$ -
9400 Miscellaneous Revenues	\$ -	\$ -
9500 Special Assessments	\$ -	\$ -
9600 Other Revenues	\$ -	\$ -
9700 School Revenues	\$ -	\$ -
All Other Non-Tax Revenues	\$ -	\$ -
Sales Tax and Sales Tax Interest	\$ -	\$ -
Cash Fund Balance Forward From Preceding Year	\$ -	\$ -
Prior Expenditures Recovered	\$ -	\$ -
TOTAL RECEIPTS	\$ 20,447.58	\$ -
TOTAL RECEIPTS AND BALANCE	\$ 316,041.33	\$ -
Warrants of Year in Caption	\$ -	\$ -
Interest Paid Thereon	\$ -	\$ -
TOTAL DISBURSEMENTS	\$ -	\$ -
CASH BALANCE JUNE 30, 2021	\$ 316,041.33	\$ -
Reserve for Warrants Outstanding	\$ -	\$ -
Reserve for Interest on Warrants	\$ -	\$ -
Reserves From Schedule 8	\$ -	\$ -
TOTAL LIABILITES AND RESERVE	\$ -	\$ -
DEFICIT:	\$ -	\$ -
CASH BALANCE FORWARD TO NEXT YEAR	\$ 316,041.33	\$ -

Schedule 9: Excess Resale Fund Summary of Expenses				
Total for Expenses	Net Appropriations July 1, 2021	Warrants Issued	Reserves	Approved by County Excise
1100 Total Salaries	\$ -	\$ -	\$ -	\$ -
1200 Fringe Benefits	\$ -	\$ -	\$ -	\$ -
1300 Travel Related	\$ -	\$ -	\$ -	\$ -
2000 Total Maintenance & Operations	\$ 295,593.72	\$ -	\$ -	\$ -
4100 Total Machinery & Equipment, Capital Outlay	\$ -	\$ -	\$ -	\$ -
All Other Expenses	\$ -	\$ -	\$ -	\$ -
TOTAL EXPENDITURES 2020-21 FISCAL YEAR	\$ 295,593.72	\$ -	\$ -	\$ -

TAX REFUNDS COVERING THE PERIOD 7/1/2020 TO 6/30/2021
ESTIMATE OF NEEDS FOR 2021-2022

M-7408

TAX REFUNDS

Schedule 1: Current Balance Sheet - June 30, 2021	
ASSETS:	
Cash Balances	\$ 3,144.10
Investments	\$ -
TOTAL ASSETS	\$ 3,144.10
LIABILITIES AND RESERVES:	
Warrants Outstanding	\$ -
Reserve for Interest on Warrants	\$ -
Reserves From Schedule 3	\$ -
TOTAL LIABILITIES AND RESERVES	\$ -
CASH FUND BALANCE JUNE 30, 2021	\$ 3,144.10
TOTAL LIABILITIES, RESERVES AND CASH FUND BALANCE	\$ 3,144.10

Schedule 5: Tax Refunds Fund Balance Sheet of Current and All Prior Years		
CURRENT AND ALL PRIOR YEARS	2020-21	PRE-2020
Cash Balance Reported to Excise Board June 30, 2020	\$ -	\$ 49.10
Opening Balance from Prior Year	\$ 49.10	\$ 49.10
Cash Fund Balance Transferred Out	\$ 21,302.40	\$ -
Cash Fund Balance Transferred In	\$ 31,535.33	\$ -
Adjusted Cash Balance	\$ 10,282.03	\$ -
Ad Valorem Tax Apportioned To Year In Caption	\$ -	\$ -
Sources of Revenue		
9000 Interest, Mortgage Tax	\$ -	\$ -
9100 Local Revenues	\$ -	\$ -
9200 State Revenues	\$ -	\$ -
9300 Federal Revenues	\$ -	\$ -
9400 Miscellaneous Revenues	\$ -	\$ -
9500 Special Assessments	\$ -	\$ -
9600 Other Revenues	\$ -	\$ -
9700 School Revenues	\$ -	\$ -
All Other Non-Tax Revenues	\$ -	\$ -
Sales Tax and Sales Tax Interest	\$ -	\$ -
Cash Fund Balance Forward From Preceding Year	\$ -	\$ -
Prior Expenditures Recovered	\$ -	\$ -
TOTAL RECEIPTS	\$ -	\$ -
TOTAL RECEIPTS AND BALANCE	\$ 10,282.03	\$ -
Warrants of Year in Caption	\$ 7,137.93	\$ -
Interest Paid Thereon	\$ -	\$ -
TOTAL DISBURSEMENTS	\$ 7,137.93	\$ -
CASH BALANCE JUNE 30, 2021	\$ 3,144.10	\$ -
Reserve for Warrants Outstanding	\$ -	\$ -
Reserve for Interest on Warrants	\$ -	\$ -
Reserves From Schedule 8	\$ -	\$ -
TOTAL LIABILITES AND RESERVE	\$ -	\$ -
DEFICIT:	\$ -	\$ -
CASH BALANCE FORWARD TO NEXT YEAR	\$ 3,144.10	\$ -

Schedule 9: Tax Refunds Fund Summary of Expenses				
Total for Expenses	Net Appropriations July 1, 2021	Warrants Issued	Reserves	Approved by County Excise
1100 Total Salaries	\$ -	\$ -	\$ -	\$ -
1200 Fringe Benefits	\$ -	\$ -	\$ -	\$ -
1300 Travel Related	\$ -	\$ -	\$ -	\$ -
2000 Total Maintenance & Operations	\$ 7,137.93	\$ 7,137.93	\$ -	\$ -
4100 Total Machinery & Equipment, Capital Outlay	\$ -	\$ -	\$ -	\$ -
All Other Expenses	\$ -	\$ -	\$ -	\$ -
TOTAL EXPENDITURES 2020-21 FISCAL YEAR	\$ 7,137.93	\$ 7,137.93	\$ -	\$ -

PROTESTED TAX ASSIGNED BY COUNTY COVERING THE PERIOD 7/1/2020 TO 6/30/2021
ESTIMATE OF NEEDS FOR 2021-2022

PROTESTED TAX ASSIGNED BY COUNTY

M-7410

Schedule 1: Current Balance Sheet - June 30, 2021	
ASSETS:	
Cash Balances	\$ 97,418.30
Investments	\$ -
TOTAL ASSETS	\$ 97,418.30
LIABILITIES AND RESERVES:	
Warrants Outstanding	\$ -
Reserve for Interest on Warrants	\$ -
Reserves From Schedule 3	\$ -
TOTAL LIABILITIES AND RESERVES	\$ -
CASH FUND BALANCE JUNE 30, 2021	\$ 97,418.30
TOTAL LIABILITIES, RESERVES AND CASH FUND BALANCE	\$ 97,418.30

Schedule 5: Protested Tax Assigned By County Fund Balance Sheet of Current and All Prior Years		
CURRENT AND ALL PRIOR YEARS	2020-21	PRE-2020
Cash Balance Reported to Excise Board June 30, 2020	\$ -	\$ 97,291.88
Opening Balance from Prior Year	\$ 97,291.88	\$ 97,291.88
Cash Fund Balance Transferred Out	\$ -	\$ -
Cash Fund Balance Transferred In	\$ 126.42	\$ -
Adjusted Cash Balance	\$ 97,418.30	\$ -
Ad Valorem Tax Apportioned To Year In Caption	\$ -	\$ -
Sources of Revenue		
9000 Interest, Mortgage Tax	\$ -	\$ -
9100 Local Revenues	\$ -	\$ -
9200 State Revenues	\$ -	\$ -
9300 Federal Revenues	\$ -	\$ -
9400 Miscellaneous Revenues	\$ -	\$ -
9500 Special Assessments	\$ -	\$ -
9600 Other Revenues	\$ -	\$ -
9700 School Revenues	\$ -	\$ -
All Other Non-Tax Revenues	\$ -	\$ -
Sales Tax and Sales Tax Interest	\$ -	\$ -
Cash Fund Balance Forward From Preceding Year	\$ -	\$ -
Prior Expenditures Recovered	\$ -	\$ -
TOTAL RECEIPTS	\$ -	\$ -
TOTAL RECEIPTS AND BALANCE	\$ 97,418.30	\$ -
Warrants of Year in Caption	\$ -	\$ -
Interest Paid Thereon	\$ -	\$ -
TOTAL DISBURSEMENTS	\$ -	\$ -
CASH BALANCE JUNE 30, 2021	\$ 97,418.30	\$ -
Reserve for Warrants Outstanding	\$ -	\$ -
Reserve for Interest on Warrants	\$ -	\$ -
Reserves From Schedule 8	\$ -	\$ -
TOTAL LIABILITES AND RESERVE	\$ -	\$ -
DEFICIT:	\$ -	\$ -
CASH BALANCE FORWARD TO NEXT YEAR	\$ 97,418.30	\$ -

Schedule 9: Protested Tax Assigned By County Fund Summary of Expenses				
Total for Expenses	Net Appropriations July 1, 2021	Warrants Issued	Reserves	Approved by County Excise
1100 Total Salaries	\$ -	\$ -	\$ -	\$ -
1200 Fringe Benefits	\$ -	\$ -	\$ -	\$ -
1300 Travel Related	\$ -	\$ -	\$ -	\$ -
2000 Total Maintenance & Operations	\$ -	\$ -	\$ -	\$ -
4100 Total Machinery & Equipment, Capital Outlay	\$ -	\$ -	\$ -	\$ -
All Other Expenses	\$ -	\$ -	\$ -	\$ -
TOTAL EXPENDITURES 2020-21 FISCAL YEAR	\$ -	\$ -	\$ -	\$ -

M-7506

EMERGENCY TRANSPORTATION REVOLVING

Schedule 1: Current Balance Sheet - June 30, 2021	
ASSETS:	
Cash Balances	\$ 297,000.00
Investments	\$ -
TOTAL ASSETS	\$ 297,000.00
LIABILITIES AND RESERVES:	
Warrants Outstanding	\$ -
Reserve for Interest on Warrants	\$ -
Reserves From Schedule 3	\$ -
TOTAL LIABILITIES AND RESERVES	\$ -
CASH FUND BALANCE JUNE 30, 2021	\$ 297,000.00
TOTAL LIABILITIES, RESERVES AND CASH FUND BALANCE	\$ 297,000.00

Schedule 5: Emergency Transportation Revolving Fund Balance Sheet of Current and All Prior Years		
CURRENT AND ALL PRIOR YEARS	2020-21	PRE-2020
Cash Balance Reported to Excise Board June 30, 2020	\$ -	\$ 297,000.00
Opening Balance from Prior Year	\$ 297,000.00	\$ 297,000.00
Cash Fund Balance Transferred Out	\$ -	\$ -
Cash Fund Balance Transferred In	\$ -	\$ -
Adjusted Cash Balance	\$ 297,000.00	\$ -
Ad Valorem Tax Apportioned To Year In Caption	\$ -	\$ -
Sources of Revenue		
9000 Interest, Mortgage Tax	\$ -	\$ -
9100 Local Revenues	\$ -	\$ -
9200 State Revenues	\$ -	\$ -
9300 Federal Revenues	\$ -	\$ -
9400 Miscellaneous Revenues	\$ -	\$ -
9500 Special Assessments	\$ -	\$ -
9600 Other Revenues	\$ -	\$ -
9700 School Revenues	\$ -	\$ -
All Other Non-Tax Revenues	\$ -	\$ -
Sales Tax and Sales Tax Interest	\$ -	\$ -
Cash Fund Balance Forward From Preceding Year	\$ -	\$ -
Prior Expenditures Recovered	\$ -	\$ -
TOTAL RECEIPTS	\$ -	\$ -
TOTAL RECEIPTS AND BALANCE	\$ 297,000.00	\$ -
Warrants of Year in Caption	\$ -	\$ -
Interest Paid Thereon	\$ -	\$ -
TOTAL DISBURSEMENTS	\$ -	\$ -
CASH BALANCE JUNE 30, 2021	\$ 297,000.00	\$ -
Reserve for Warrants Outstanding	\$ -	\$ -
Reserve for Interest on Warrants	\$ -	\$ -
Reserves From Schedule 8	\$ -	\$ -
TOTAL LIABILITES AND RESERVE	\$ -	\$ -
DEFICIT:	\$ -	\$ -
CASH BALANCE FORWARD TO NEXT YEAR	\$ 297,000.00	\$ -

Schedule 9: Emergency Transportation Revolving Fund Summary of Expenses				
Total for Expenses	Net Appropriations July 1, 2021	Warrants Issued	Reserves	Approved by County Excise
1100 Total Salaries	\$ -	\$ -	\$ -	\$ -
1200 Fringe Benefits	\$ -	\$ -	\$ -	\$ -
1300 Travel Related	\$ -	\$ -	\$ -	\$ -
2000 Total Maintenance & Operations	\$ 297,000.00	\$ -	\$ -	\$ -
4100 Total Machinery & Equipment, Capital Outlay	\$ -	\$ -	\$ -	\$ -
All Other Expenses	\$ -	\$ -	\$ -	\$ -
TOTAL EXPENDITURES 2020-21 FISCAL YEAR	\$ 297,000.00	\$ -	\$ -	\$ -

EDUCATIONAL TRUST COVERING THE PERIOD 7/1/2020 TO 6/30/2021
ESTIMATE OF NEEDS FOR 2021-2022

M-7605

EDUCATIONAL TRUST

Schedule 1: Current Balance Sheet - June 30, 2021	
ASSETS:	
Cash Balances	\$ 6,010.00
Investments	\$ -
TOTAL ASSETS	\$ 6,010.00
LIABILITIES AND RESERVES:	
Warrants Outstanding	\$ -
Reserve for Interest on Warrants	\$ -
Reserves From Schedule 3	\$ -
TOTAL LIABILITIES AND RESERVES	\$ -
CASH FUND BALANCE JUNE 30, 2021	\$ 6,010.00
TOTAL LIABILITIES, RESERVES AND CASH FUND BALANCE	\$ 6,010.00

Schedule 5: Educational Trust Fund Balance Sheet of Current and All Prior Years		
CURRENT AND ALL PRIOR YEARS	2020-21	PRE-2020
Cash Balance Reported to Excise Board June 30, 2020	\$ -	\$ 2,854.00
Opening Balance from Prior Year	\$ 2,854.00	\$ 2,854.00
Cash Fund Balance Transferred Out	\$ -	\$ -
Cash Fund Balance Transferred In	\$ -	\$ -
Adjusted Cash Balance	\$ 2,854.00	\$ -
Ad Valorem Tax Apportioned To Year In Caption	\$ -	\$ -
Sources of Revenue		
9000 Interest, Mortgage Tax	\$ -	\$ -
9100 Local Revenues	\$ -	\$ -
9200 State Revenues	\$ -	\$ -
9300 Federal Revenues	\$ -	\$ -
9400 Miscellaneous Revenues	\$ 3,156.00	\$ -
9500 Special Assessments	\$ -	\$ -
9600 Other Revenues	\$ -	\$ -
9700 School Revenues	\$ -	\$ -
All Other Non-Tax Revenues	\$ -	\$ -
Sales Tax and Sales Tax Interest	\$ -	\$ -
Cash Fund Balance Forward From Preceding Year	\$ -	\$ -
Prior Expenditures Recovered	\$ -	\$ -
TOTAL RECEIPTS	\$ 3,156.00	\$ -
TOTAL RECEIPTS AND BALANCE	\$ 6,010.00	\$ -
Warrants of Year in Caption	\$ -	\$ -
Interest Paid Thereon	\$ -	\$ -
TOTAL DISBURSEMENTS	\$ -	\$ -
CASH BALANCE JUNE 30, 2021	\$ 6,010.00	\$ -
Reserve for Warrants Outstanding	\$ -	\$ -
Reserve for Interest on Warrants	\$ -	\$ -
Reserves From Schedule 8	\$ -	\$ -
TOTAL LIABILITES AND RESERVE	\$ -	\$ -
DEFICIT:	\$ -	\$ -
CASH BALANCE FORWARD TO NEXT YEAR	\$ 6,010.00	\$ -

Schedule 9: Educational Trust Fund Summary of Expenses				
Total for Expenses	Net Appropriations July 1, 2021	Warrants Issued	Reserves	Approved by County Excise
1100 Total Salaries	\$ -	\$ -	\$ -	\$ -
1200 Fringe Benefits	\$ -	\$ -	\$ -	\$ -
1300 Travel Related	\$ -	\$ -	\$ -	\$ -
2000 Total Maintenance & Operations	\$ 14,935.70	\$ -	\$ -	\$ -
4100 Total Machinery & Equipment, Capital Outlay	\$ -	\$ -	\$ -	\$ -
All Other Expenses	\$ -	\$ -	\$ -	\$ -
TOTAL EXPENDITURES 2020-21 FISCAL YEAR	\$ 14,935.70	\$ -	\$ -	\$ -

M-7702

INDEPENDENT SCHOOL REMIT

Schedule 1: Current Balance Sheet - June 30, 2021	
ASSETS:	
Cash Balances	\$ 72,813.96
Investments	\$ -
TOTAL ASSETS	\$ 72,813.96
LIABILITIES AND RESERVES:	
Warrants Outstanding	\$ -
Reserve for Interest on Warrants	\$ -
Reserves From Schedule 3	\$ -
TOTAL LIABILITIES AND RESERVES	\$ -
CASH FUND BALANCE JUNE 30, 2021	\$ 72,813.96
TOTAL LIABILITIES, RESERVES AND CASH FUND BALANCE	\$ 72,813.96

Schedule 5: Independent School Remit Fund Balance Sheet of Current and All Prior Years		
CURRENT AND ALL PRIOR YEARS	2020-21	PRE-2020
Cash Balance Reported to Excise Board June 30, 2020	\$ -	\$ 109,034.63
Opening Balance from Prior Year	\$ 109,034.63	\$ 109,034.63
Cash Fund Balance Transferred Out	\$ -	\$ -
Cash Fund Balance Transferred In	\$ -	\$ -
Adjusted Cash Balance	\$ 109,034.63	\$ -
Ad Valorem Tax Apportioned To Year In Caption	\$ 11,738,336.64	\$ -
Sources of Revenue		
9000 Interest, Mortgage Tax	\$ 312,228.90	\$ -
9100 Local Revenues	\$ 5,980.20	\$ -
9200 State Revenues	\$ 10,935.58	\$ -
9300 Federal Revenues	\$ -	\$ -
9400 Miscellaneous Revenues	\$ -	\$ -
9500 Special Assessments	\$ -	\$ -
9600 Other Revenues	\$ -	\$ -
9700 School Revenues	\$ -	\$ -
All Other Non-Tax Revenues	\$ -	\$ -
Sales Tax and Sales Tax Interest	\$ -	\$ -
Cash Fund Balance Forward From Preceding Year	\$ -	\$ -
Prior Expenditures Recovered	\$ -	\$ -
TOTAL RECEIPTS	\$ 12,067,481.32	\$ -
TOTAL RECEIPTS AND BALANCE	\$ 12,176,515.95	\$ -
Warrants of Year in Caption	\$ 12,103,701.99	\$ -
Interest Paid Thereon	\$ -	\$ -
TOTAL DISBURSEMENTS	\$ 12,103,701.99	\$ -
CASH BALANCE JUNE 30, 2021	\$ 72,813.96	\$ -
Reserve for Warrants Outstanding	\$ -	\$ -
Reserve for Interest on Warrants	\$ -	\$ -
Reserves From Schedule 8	\$ -	\$ -
TOTAL LIABILITES AND RESERVE	\$ -	\$ -
DEFICIT:	\$ -	\$ -
CASH BALANCE FORWARD TO NEXT YEAR	\$ 72,813.96	\$ -

Schedule 9: Independent School Remit Fund Summary of Expenses				
Total for Expenses	Net Appropriations July 1, 2021	Warrants Issued	Reserves	Approved by County Excise
1100 Total Salaries	\$ -	\$ -	\$ -	\$ -
1200 Fringe Benefits	\$ -	\$ -	\$ -	\$ -
1300 Travel Related	\$ -	\$ -	\$ -	\$ -
2000 Total Maintenance & Operations	\$ -	\$ -	\$ -	\$ -
4100 Total Machinery & Equipment, Capital Outlay	\$ -	\$ -	\$ -	\$ -
All Other Expenses	\$ 12,103,701.99	\$ 12,103,701.99	\$ -	\$ -
TOTAL EXPENDITURES 2020-21 FISCAL YEAR	\$ 12,103,701.99	\$ 12,103,701.99	\$ -	\$ -

MUNICIPAL-CITY-TOWN REMIT COVERING THE PERIOD 7/1/2020 TO 6/30/2021
ESTIMATE OF NEEDS FOR 2021-2022

M-7703

MUNICIPAL-CITY-TOWN REMIT

Schedule 1: Current Balance Sheet - June 30, 2021	
ASSETS:	
Cash Balances	\$ 55,915.16
Investments	\$ -
TOTAL ASSETS	\$ 55,915.16
LIABILITIES AND RESERVES:	
Warrants Outstanding	\$ -
Reserve for Interest on Warrants	\$ -
Reserves From Schedule 3	\$ -
TOTAL LIABILITIES AND RESERVES	\$ -
CASH FUND BALANCE JUNE 30, 2021	\$ 55,915.16
TOTAL LIABILITIES, RESERVES AND CASH FUND BALANCE	\$ 55,915.16

Schedule 5: Municipal-City-Town Remit Fund Balance Sheet of Current and All Prior Years		
CURRENT AND ALL PRIOR YEARS	2020-21	PRE-2020
Cash Balance Reported to Excise Board June 30, 2020	\$ -	\$ 47,568.55
Opening Balance from Prior Year	\$ 47,568.55	\$ 47,568.55
Cash Fund Balance Transferred Out	\$ -	\$ -
Cash Fund Balance Transferred In	\$ -	\$ -
Adjusted Cash Balance	\$ 47,568.55	\$ -
Ad Valorem Tax Apportioned To Year In Caption	\$ 673,503.93	\$ -
Sources of Revenue		
9000 Interest, Mortgage Tax	\$ -	\$ -
9100 Local Revenues	\$ 591.00	\$ -
9200 State Revenues	\$ 282,497.28	\$ -
9300 Federal Revenues	\$ -	\$ -
9400 Miscellaneous Revenues	\$ -	\$ -
9500 Special Assessments	\$ -	\$ -
9600 Other Revenues	\$ -	\$ -
9700 School Revenues	\$ -	\$ -
All Other Non-Tax Revenues	\$ -	\$ -
Sales Tax and Sales Tax Interest	\$ -	\$ -
Cash Fund Balance Forward From Preceding Year	\$ -	\$ -
Prior Expenditures Recovered	\$ -	\$ -
TOTAL RECEIPTS	\$ 956,592.21	\$ -
TOTAL RECEIPTS AND BALANCE	\$ 1,004,160.76	\$ -
Warrants of Year in Caption	\$ 948,245.60	\$ -
Interest Paid Thereon	\$ -	\$ -
TOTAL DISBURSEMENTS	\$ 948,245.60	\$ -
CASH BALANCE JUNE 30, 2021	\$ 55,915.16	\$ -
Reserve for Warrants Outstanding	\$ -	\$ -
Reserve for Interest on Warrants	\$ -	\$ -
Reserves From Schedule 8	\$ -	\$ -
TOTAL LIABILITES AND RESERVE	\$ -	\$ -
DEFICIT:	\$ -	\$ -
CASH BALANCE FORWARD TO NEXT YEAR	\$ 55,915.16	\$ -

Schedule 9: Municipal-City-Town Remit Fund Summary of Expenses				
Total for Expenses	Net Appropriations July 1, 2021	Warrants Issued	Reserves	Approved by County Excise
1100 Total Salaries	\$ -	\$ -	\$ -	\$ -
1200 Fringe Benefits	\$ -	\$ -	\$ -	\$ -
1300 Travel Related	\$ -	\$ -	\$ -	\$ -
2000 Total Maintenance & Operations	\$ -	\$ -	\$ -	\$ -
4100 Total Machinery & Equipment, Capital Outlay	\$ -	\$ -	\$ -	\$ -
All Other Expenses	\$ 948,245.60	\$ 948,245.60	\$ -	\$ -
TOTAL EXPENDITURES 2020-21 FISCAL YEAR	\$ 948,245.60	\$ 948,245.60	\$ -	\$ -

M-7706

CAREER TECH REMIT

Schedule 1: Current Balance Sheet - June 30, 2021	
ASSETS:	
Cash Balances	\$ 14,749.05
Investments	\$ -
TOTAL ASSETS	\$ 14,749.05
LIABILITIES AND RESERVES:	
Warrants Outstanding	\$ -
Reserve for Interest on Warrants	\$ -
Reserves From Schedule 3	\$ -
TOTAL LIABILITIES AND RESERVES	\$ -
CASH FUND BALANCE JUNE 30, 2021	\$ 14,749.05
TOTAL LIABILITIES, RESERVES AND CASH FUND BALANCE	\$ 14,749.05

Schedule 5: Career Tech Remit Fund Balance Sheet of Current and All Prior Years		
CURRENT AND ALL PRIOR YEARS	2020-21	PRE-2020
Cash Balance Reported to Excise Board June 30, 2020	\$ -	\$ 19,824.92
Opening Balance from Prior Year	\$ 19,824.92	\$ 19,824.92
Cash Fund Balance Transferred Out	\$ -	\$ -
Cash Fund Balance Transferred In	\$ -	\$ -
Adjusted Cash Balance	\$ 19,824.92	\$ -
Ad Valorem Tax Apportioned To Year In Caption	\$ 2,350,052.79	\$ -
Sources of Revenue		
9000 Interest, Mortgage Tax	\$ -	\$ -
9100 Local Revenues	\$ -	\$ -
9200 State Revenues	\$ 40.00	\$ -
9300 Federal Revenues	\$ -	\$ -
9400 Miscellaneous Revenues	\$ -	\$ -
9500 Special Assessments	\$ -	\$ -
9600 Other Revenues	\$ -	\$ -
9700 School Revenues	\$ -	\$ -
All Other Non-Tax Revenues	\$ -	\$ -
Sales Tax and Sales Tax Interest	\$ -	\$ -
Cash Fund Balance Forward From Preceding Year	\$ -	\$ -
Prior Expenditures Recovered	\$ -	\$ -
TOTAL RECEIPTS	\$ 2,350,092.79	\$ -
TOTAL RECEIPTS AND BALANCE	\$ 2,369,917.71	\$ -
Warrants of Year in Caption	\$ 2,355,168.66	\$ -
Interest Paid Thereon	\$ -	\$ -
TOTAL DISBURSEMENTS	\$ 2,355,168.66	\$ -
CASH BALANCE JUNE 30, 2021	\$ 14,749.05	\$ -
Reserve for Warrants Outstanding	\$ -	\$ -
Reserve for Interest on Warrants	\$ -	\$ -
Reserves From Schedule 8	\$ -	\$ -
TOTAL LIABILITES AND RESERVE	\$ -	\$ -
DEFICIT:	\$ -	\$ -
CASH BALANCE FORWARD TO NEXT YEAR	\$ 14,749.05	\$ -

Schedule 9: Career Tech Remit Fund Summary of Expenses				
Total for Expenses	Net Appropriations July 1, 2021	Warrants Issued	Reserves	Approved by County Excise
1100 Total Salaries	\$ -	\$ -	\$ -	\$ -
1200 Fringe Benefits	\$ -	\$ -	\$ -	\$ -
1300 Travel Related	\$ -	\$ -	\$ -	\$ -
2000 Total Maintenance & Operations	\$ -	\$ -	\$ -	\$ -
4100 Total Machinery & Equipment, Capital Outlay	\$ -	\$ -	\$ -	\$ -
All Other Expenses	\$ 2,355,168.66	\$ 2,355,168.66	\$ -	\$ -
TOTAL EXPENDITURES 2020-21 FISCAL YEAR	\$ 2,355,168.66	\$ 2,355,168.66	\$ -	\$ -

Statement of Receipts, Disbursements, and Changes in Cash Balances Exhibit W

County Funds	Beginning Cash Balance July 1	Receipts Apportioned	Transfers In	Transfers Out	Disbursements	Ending Cash Balance June 30
Exhibit A	\$ 1,038,548.41	\$ 3,178,978.79	\$ 19,608.84	\$ 5,078.63	\$ 3,073,858.91	\$ 1,158,198.50
Exhibit B	\$ 0.00	\$ 0.00	\$ 0.00	\$ 0.00	\$ 0.00	\$ 0.00
Exhibit D	\$ 1,786,692.05	\$ 2,894,571.64	\$ 150,989.30	\$ 30,904.71	\$ 3,114,768.84	\$ 1,686,579.44
Exhibit E	\$ 603,066.86	\$ 508,683.69	\$ 0.00	\$ 0.00	\$ 360,679.78	\$ 751,070.77
Total Exhibit G's	\$ 0.00	\$ 0.00	\$ 0.00	\$ 0.00	\$ 0.00	\$ 0.00
Total Exhibit H's	\$ 0.00	\$ 0.00	\$ 0.00	\$ 0.00	\$ 0.00	\$ 0.00
Total Exhibit I's	\$ 2,481,214.05	\$ 4,054,400.79	\$ 48,464.76	\$ 99,415.38	\$ 1,327,208.48	\$ 5,157,455.74
Total Exhibit I.ST's	\$ 3,642,896.64	\$ 3,632,504.96	\$ 392,049.63	\$ 182,647.10	\$ 3,081,907.76	\$ 4,402,896.37
Total Exhibit J's	\$ 0.00	\$ 0.00	\$ 0.00	\$ 0.00	\$ 0.00	\$ 0.00
Total Exhibit K's	\$ 0.00	\$ 0.00	\$ 0.00	\$ 0.00	\$ 0.00	\$ 0.00
Total Exhibit L's	\$ 0.00	\$ 0.00	\$ 0.00	\$ 0.00	\$ 0.00	\$ 0.00
Total Exhibit M's	\$ 889,479.25	\$ 15,626,593.67	\$ 31,661.75	\$ 21,302.40	\$ 15,606,133.18	\$ 920,299.09

Calculation of the Maximum Budget available using
the Estimated Valuations, Miscellaneous Revenues, and Carryover
Exhibit X

	General Fund		
	Unrestricted	Sales Tax	Total
General Fund Mill Levy	10.44	0.00	
Total Estimated Assessed Valuation	\$ 194,381,744.00		
Gross Ad Valorem Tax Levy	\$ 2,029,345.41		
Reserve for Delinquency Reserve Percentage 10%	\$ 184,485.95		
Net Ad Valorem Tax Levy	\$ 1,844,859.46		\$ 1,844,859.46
Cash fund balance, June 30	\$ 1,047,492.56	\$ 0.00	\$ 1,047,492.56
Miscellaneous Revenue	\$ 579,082.95	\$ 0.00	\$ 579,082.95
Total Available for Appropriations	\$ 3,471,434.97	\$ 0.00	\$ 3,471,434.97

Exhibit "Y"

CERTIFICATE OF EXCISE BOARD
ESTIMATE OF NEEDS FOR 2021-2022

STATE OF OKLAHOMA, COUNTY OF SEMINOLE

We, the members of the Excise Board of said County and State, do hereby certify that we have examined the foregoing estimates of proposed current expenses for the ensuing fiscal year as filed with the Board of County Commissioners, and those directly under, or in contractual relationship with, the Board of County Commissioners; we have ascertained from the Financial Statements submitted therewith the amount of Surplus Balances of Cash on Hand; we have considered the uncollected ad valorem taxes of the previous year or years; and we have ascertained that the probable Income estimated to be collected from all sources other than ad valorem taxation may reasonably be expected as a revenue for the ensuing fiscal year, and that the same does not exceed 90% of the actual collection from such sources for the previous fiscal year.

In so doing, we have diligently performed the duties imposed upon the Excise Board by 68 O.S. 1991 Section 3007, (1) ascertaining that the financial statements, as to statistics therein contained reflect the true fiscal condition at the close of the fiscal year, or caused the same to be corrected so to show; (2) struck from the estimate of needs so submitted any items not authorized by law and reduced to the sum authorized by law any items restricted by statute as to the amount lawfully expendable therefore; (3) supplemented such estimate, after proper publication, by an estimate of needs prepared by this Excise Board to make provision for mandatory governmental functions where the estimate submitted wholly failed or was deemed inadequate to fulfill the mandate of the Constitutions or of the Legislature; (4) computed the total means available to each fund in the manner provided; and (5) then and only thereafter.

Accordingly, we have and do hereby appropriate the Surplus Balances of Cash on Hand, and the Revenues and Levies hereinafter set forth for each Fund to the several and specific purposes named in such estimates, by each, to the intent and purpose that CONSTITUTIONAL GOVERNMENTAL FUNCTIONS shall be first assured and provided for, and subsequently to provide for Legislative Governmental Functions insofar as to the available Surpluses, Revenues and Levies will permit; and we have provided also that the Levies are in excess of the amount appropriated to needs after deducting the surplus cash balance on hand, and Estimated Revenues other than tax, by the percentage and amount or reserve for delinquent tax as hereinafter set forth, which we have determined in the manner provided by law.

We further certify that we have examined the within statements of account and estimated needs or requirements of the Governing Board of Seminole County, in relation to the Sinking Fund or Funds thereof, and after finding the same correct or having caused the same to be corrected pursuant to 68 O. S. 1991 Section 3009, have approved the requirements therefor to fulfill the conditions of Section 26 and 28 of Article 10, Oklahoma Constitution, and have made and certified a tax levy therefor to the extent of the excess of said total requirements over any other legal deduction, including a reserve of caused the same to be corrected pursuant to 68 O. S. 1991 Section 3009, have approved the requirements therefor to fulfill the conditions of Section 26 and 28 of Article 10, Oklahoma Constitution, and have made and certified a tax levy therefor to the extent of the excess of said total requirements over any other legal deduction, including a reserve for delinquent taxes.

CERTIFICATE OF EXCISE BOARD
ESTIMATE OF NEEDS FOR 2021-2022

County Excise Board's Appropriation of Income and Revenue	General Fund	Health Department	Sinking Fund (Exc. Homesteads)
Appropriation Approved & Provision Made	\$ 3,471,434.97	\$ 1,013,371.06	\$ -
Appropriation of Revenues	\$ -	\$ -	\$ -
Excess of Assets Over Liabilities	\$ 1,047,492.56	\$ 552,156.20	\$ -
Unclaimed Protest Tax Refunds	\$ -	\$ -	\$ -
Revenues Approved by Excise Board	\$ 579,082.95	\$ -	\$ -
Est. Value of Surplus Tax in Process	\$ -	\$ -	\$ -
Sinking Fund Contributions	\$ -	\$ -	\$ -
Surplus Building Fund Cash	\$ -	\$ -	\$ -
Total Other Than 2021 Tax	\$ 1,626,575.51	\$ 552,156.20	\$ -
Balance Required	\$ 1,844,859.46	\$ 461,214.86	\$ -
Percent for Delinquency	10.0%	10.0%	0.0%
Added for Delinquency	\$ 184,485.95	\$ 46,121.49	\$ -
Total Required for 2021 Tax	\$ 2,029,345.41	\$ 507,336.35	\$ -
Rate of Levy Required and Certified (in Mills)	10.44 ✓	2.61	0.00

We further certify that the net assessed valuation of the Property, subject to ad valorem taxes, after the amount of all Homestead Exemptions have been deducted in the said County as finally equalized and certified by the State Board of Equalization for the current year 2021-2022 is as follows:

VALUATION AND LEVIES EXCLUDING HOMESTEADS				
County	Real	Personal	Public Service	Total
Total Valuation,	\$ 81,881,240.00	\$ 21,825,073.00	\$ 90,675,431.00	\$ 194,381,744.00 ✓

and that the assessed valuations herein certified have been used in computing the rates of mill levies and the proceeds thereof appropriated as aforesaid; and that having ascertained as aforesaid, the aggregate amount to be raised by ad valorem taxation, we thereupon made the levies therefor as provided by law as follows:

General Fund: 10.44 Mills	Health Dept: 2.61 Mills	Sinking Fund: 0.00 Mills	Sub-Total: 13.05 Mills
---------------------------	-------------------------	--------------------------	------------------------

Free Fair Budget Account (Levy Per Applicable Statute)	0.00 Mills;
Free Fair Improvement Budget Account (Net Proceeds of 1.00 Mill)	0.00 Mills;
Free Fair Additional Improvement Budget Account (Net Proceeds of 1.00 Mill)	0.00 Mills;
Library Budget Account (Net Proceeds of 1/2 of 1.00 Mill)	0.00 Mills;
Cooperative County/City-County Library Budget Account (1.00 to 4.00 Mills)	0.00 Mills;
County Cemetery (Prior To Aug. 15, 1933) Budget Account (Net Proceeds of 1/5 of 1.00 Mill)	0.00 Mills;
Public Buildings Budget Account (Not To Exceed 5.00 Mills)	0.00 Mills;
Emergency Medical Service (Not To Exceed 3.00 Mills)	0.00 Mills;
Total County Levies	13.05 Mills; ✓
County Wide Levy For Schools (4.00 Mills)	4.18 Mills;
Total County Wide Levy	17.23 Mills;

and we do hereby order the above levies to be certified forthwith by the Secretary of this Board to the County Assessor of said County, in order that the County Assessor may immediately extend said levies upon the Tax Rolls for the year 2022 without regard to any protest that may be filed against any levies, as required by 68 O. S. 1991, Section 2869.

Dated at Wewoka, Oklahoma, this 9th day of November, 2021.

Tony Buelker
Excise Board Member

Michael Newton
Excise Board Member

Bonnie Spalen
Excise Board Chairman

Valerie Horne
Excise Board Secretary



Seminole County, 67
Statistical Data
2020-2021

Total Valuation		
Total Gross Valuation Real Property	\$	88,089,555.00
Total Homestead Exemption	\$	6,208,315.00
Total Real Property	\$	81,881,240.00
Total Personal Property		
Total Personal Property	\$	21,825,073.00
Total Public Service Property	\$	90,675,431.00
Total Valuation of Property	\$	194,381,744.00

Calculation of Annual County Officer Salary

Personal property and livestock are exempt from property tax.	
OS 19 §§ 180.71 - 180.83	
County Name:	Seminole
County Population:	-
Taxable Value:	\$ 194,381,744.00
Double Homestead Value	\$ -
Total	\$ 194,381,744.00
County Mill Rate:	10.44
Service-ability:	\$ 2,029,345.41
Minimum Basic salary:	\$ 24,500.00
Maximum Base salary:	\$ 44,500.00
Base Salary as set by Board of County Commissioners:	\$ -
Allowed increase of basic salary based on valuation:	\$ 10,100.00
Required increase based on population:	\$ -
Salary for FY:	\$ 10,100.00
Total salary at minimum base:	\$ 34,600.00
Total salary at maximum base:	\$ 54,600.00
Service-ability = Total amount of revenue collected by multiplying millrate rate (County part) by the taxable valuation.	

Seminole County Tax Levies
2021 - 2022

FILED

NOV 10 2021


State Auditor & Inspector

UNIT OF TAXATION	SCHOOL DIST.	COUNTY				CITIES & TOWNS		SCHOOL DISTRICTS			VO-TECH 5		VO-TECH 14		TOTAL
		GENERAL FUND	HEALTH FUND	COUNTY SINKING	COMMON FUND	SINKING FUND	NOW FUND	GENERAL FUND	BUILDING FUND	SINKING FUND	GENERAL FUND	BUILDING FUND	GENERAL FUND	BUILDING FUND	
City of Seminole	I-1	10.44	2.61		4.18	0.00		36.17	5.17	22.58	10.50	5.25			96.90
Seminole(rural)	I-1	10.44	2.61		4.18			36.17	5.17	22.58	10.50	5.25			96.90
City of Wewoka	I-2	10.44	2.61		4.18	11.85		36.99	5.28	25.05	10.50	5.25			112.15
Wewoka(rural)	I-2	10.44	2.61		4.18			36.99	5.28	25.05	10.50	5.25			100.30
(Hughes)	I-2							47.60	6.80	25.05	10.60	5.30			95.35
Bowlegs	I-3	10.44	2.61		4.18			37.57	5.37	9.66	10.50	5.25			85.58
Konawa	I-4	10.44	2.61		4.18			35.45	5.06	7.91					65.65
(Pottawatomie)	I-4							36.17	5.17	7.91	10.12	5.06			64.43
New Lima	I-6	10.44	2.61		4.18			37.59	5.37		10.50	5.25			75.94
Varnum	I-7	10.44	2.61		4.18			38.33	5.48		10.50	5.25			76.79
Varnum (Seminole)	I-7	10.44	2.61		4.18	0.00		38.33	5.48		10.50	5.25			76.79
Sasakwa	I-10	10.44	2.61		4.18			37.91	5.42	21.50			10.83	5.00	97.89
(Hughes)	I-10							36.83	5.26	21.50			10.29	5.00	78.88
Strother	I-14	10.44	2.61		4.18			39.28	5.61	16.27	10.50	5.25			94.14
(Pottawatomie)	I-14							35.81	5.12	16.27	10.12	5.06			72.38
Butner	I-15	10.44	2.61		4.18			38.11	5.44	6.73	10.50	5.25			83.26
(Hughes)	I-15							37.09	5.30	6.73	10.60	5.30			65.02
(Okfuskee)	I-15							36.68	5.24	6.73	10.55	5.28			64.48
Justice	I-54	10.44	2.61		4.18			38.16	5.45		10.50	5.25			76.59
Justice (Wewoka)	I-54	10.44	2.61		4.18	11.85		38.16	5.45		10.50	5.25			88.44
Maud (Seminole)	I-117	10.44	2.61		4.18			37.83	5.40	7.98	10.50	5.25			84.19

STATE OF OKLAHOMA)
)SS
COUNTY OF SEMINOLE)

I, Valarie Hogue, County Clerk for Seminole County, Oklahoma, do hereby certify that the above levies are true and correct for the taxable year 2021.

Valarie Hogue
Seminole County Clerk



Witness my hand and seal November 3, 2021

FILED

2021 Seminole ASSESSOR'S OFFICE REPORT TO THE EXCISE BOARD

** WITH UPDATED TIF TOTALS PAGE 2 **

NOV 10 2021


DESCRIPTION	DISTRICT	PERSONAL PROPERTY	REAL PROPERTY	PUBLIC SERVICE	TOTAL VALUATION	HOMESTEAD EXEMPTIONS	OTHER EXEMPTIONS	NET VALUATION
3 SEMINOLE R								
1B Seminole R		1,039,842	7,109,663	13,629,738	21,779,243	265,628	168,547	21,345,068
State Auditor & Inspector								
1A Seminole C	201	5,632,750	27,719,634	3,717,312	37,069,696	981,024	243,707	35,844,965
Seminole 1A RAV	30	2,146,623	1,928,133	0	4,074,756	0	0	4,074,756
1A Seminole RAV INCREMENT VA		2,146,623	1,923,764	0	4,070,387	0	0	4,070,387
TOTAL TAXABLE VALUE		0	4,369	0	4,369	0	0	4,369
TOTAL GROSS VALUE		8,819,215	36,757,430	17,347,050	62,923,695	1,246,652	412,254	61,264,789
TOTAL TIF INCREMENT		2,146,623	1,923,764	0	4,070,387	0	0	4,070,387
B SEMINOLE R TOTAL		6,672,592	34,833,666	17,347,050	58,853,308	1,246,652	412,254	57,194,402
1B SASAKWA RU								
10B Sasakwa Ru	108	1,525,999	2,924,111	1,880,787	6,330,897	183,718	105,262	6,041,917
10A Sasakwa Ct	207	8,851	184,416	250,014	443,281	16,555	4,592	422,134
0B SASAKWA RU TOTAL		1,534,850	3,108,527	2,130,801	6,774,178	200,273	109,854	6,464,051
17B MAUD RURAL								
117B Maud Rural	112	210,732	808,638	518,919	1,538,289	56,789	29,210	1,452,290
117A Maud City	209	73,823	521,372	97,205	692,400	53,768	10,115	628,517
17B MAUD RURAL TOTAL		284,555	1,330,010	616,124	2,230,689	110,557	39,325	2,080,807
1B STROTHER R								
14B Strother R	109	2,420,506	8,460,361	5,035,280	15,916,147	406,228	210,047	15,299,872
4B STROTHER R TOTAL		2,420,506	8,460,361	5,035,280	15,916,147	406,228	210,047	15,299,872
5B BUTNER RUR								
15B Butner Rur	110	1,783,288	5,911,565	15,123,850	22,818,703	300,960	211,364	22,306,379
15A Cromwell Ct	208	73,848	328,932	103,543	506,323	31,328	5,179	469,816
5B BUTNER RUR TOTAL		1,857,136	6,240,497	15,227,393	23,325,026	332,288	216,543	22,776,195
3 WEWOKA RUR								
2B Wewoka Rur	102	398,294	3,554,686	4,283,692	8,236,672	192,391	108,195	7,936,086
2A Wewoka Cit	204	696,671	5,929,946	1,296,436	7,923,053	439,823	185,658	7,297,572
2A Wew C T4 RAV	33	878,144	662,444	0	1,540,588	3,754	0	1,536,834
2A Wew C T4 RAV INCREMENT V/		327,065	172,492	0	499,557	3,754	0	495,803
TOTAL TAXABLE VALUE		551,079	489,952	0	1,041,031	0	0	1,041,031
TOTAL GROSS VALUE		1,973,109	10,147,076	5,580,128	17,700,313	635,968	293,853	16,770,492
TOTAL TIF INCREMENT		327,065	172,492	0	499,557	3,754	0	495,803
B WEWOKA RUR TOTAL		1,646,044	9,974,584	5,580,128	17,200,756	632,214	293,853	16,274,689
A WEW C T1 RAV								
2A Wew C T1 RAV	24	127,834	197,463	0	325,297	0	0	325,297
2A Wew C T1 RAV INCREMENT V/		63,731	117,341	0	181,072	0	0	181,072
TOTAL TAXABLE VALUE		64,103	80,122	0	144,225	0	0	144,225
2A Wew C T2 RAV	26	42,442	138,651	0	181,093	0	0	181,093
2A Wew C T2 RAV INCREMENT V/		42,442	127,290	0	169,732	0	0	169,732
TOTAL TAXABLE VALUE		0	11,361	0	11,361	0	0	11,361
TOTAL GROSS VALUE		170,276	336,114	0	506,390	0	0	506,390
TOTAL TIF INCREMENT		106,173	244,631	0	350,804	0	0	350,804
A WEW C T1 RAV TOTAL		64,103	91,483	0	155,586	0	0	155,586
B BOWLEGS RU								
3B Bowlegs Ru	103	857,938	3,545,923	4,804,708	9,208,569	226,578	63,042	8,918,949
3A Bowlegs Ct	205	59,581	933,579	483,206	1,476,366	100,663	37,954	1,337,749
3AS Bowlegs Seminole C	210	0	0	5,922	5,922	0	0	5,922
B BOWLEGS RU TOTAL		917,519	4,479,502	5,293,836	10,690,857	327,241	100,996	10,262,620
B KONAWA RUR								
4B Konawa Rur	104	1,181,052	5,651,749	35,726,530	42,559,331	314,548	147,676	42,097,107
4A Konawa Cit	206	190,474	2,784,476	353,178	3,328,128	147,778	70,694	3,109,656

4B KONAWA RUR TOTAL		1,371,526	8,436,225	36,079,708	45,887,459	462,326	218,370	45,206,763
54B JUSTICE RU								
54A We C T1 RAV	28	70,261	596,786	34,248	701,295	0	0	701,295
54A We C T1 RAV INCREMENT VAL		70,261	592,286	34,248	696,795	0	0	696,795
TOTAL TAXABLE VALUE		0	4,500	0	4,500	0	0	4,500
54B Justice Ru	111	196,778	1,042,561	337,215	1,576,554	65,000	3,088	1,508,466
54B Wew T1 RAV	31	0	238	0	238	0	0	238
54B Justice RAV INCREMENT VAL		0	0	0	0	0	0	0
TOTAL TAXABLE VALUE		0	238	0	238	0	0	238
TOTAL GROSS VALUE		267,039	1,639,585	371,463	2,278,087	65,000	3,088	2,209,999
TOTAL TIF INCREMENT		70,261	592,286	34,248	696,795	0	0	696,795
54B JUSTICE RU TOTAL		196,778	1,047,299	337,215	1,581,292	65,000	3,088	1,513,204
54 WEW T1 TIF								
54 WEW T1 TIF TOTAL		0	0	0	0	0	0	0
54A JUSTICE CTY								
54A Justice Cty	23	44	0	2,630	2,674	0	0	2,674
54A JUSTICE CTY TOTAL		44	0	2,630	2,674	0	0	2,674
54A WE C T1 RAV								
54A WE C T1 RAV TOTAL		0	0	0	0	0	0	0
54B WEW T1 RAV								
54B WEW T1 RAV TOTAL		0	0	0	0	0	0	0
6B NEW LIMA R								
6B New Lima R	106	2,504,195	4,879,716	1,617,777	9,001,688	281,959	82,420	8,637,309
6B NEW LIMA R TOTAL		2,504,195	4,879,716	1,617,777	9,001,688	281,959	82,420	8,637,309
7B VARNUM RUR								
7B Varnum Rur	107	361,968	4,597,372	1,214,103	6,173,443	237,262	173,246	5,762,935
7A Varnum Cty	203	1,993,257	610,313	193,386	2,796,956	34,984	11,335	2,750,637
7B VARNUM RUR TOTAL		2,355,225	5,207,685	1,407,489	8,970,399	272,246	184,581	8,513,572
SEMINOLE 1A BS								
SEMINOLE 1A BS TOTAL		0	0	0	0	0	0	0
COUNTY TOTAL ASSESSED		24,475,195	91,022,728	90,709,679	206,207,602	4,340,738	1,871,331	199,995,533
Less TIF Increment Districts								
2A Wew C T1 RAV		63,731	117,341	0	181,072	0	0	181,072
2A Wew C T2 RAV		42,442	127,290	0	169,732	0	0	169,732
54A We C T1 RAV		70,261	592,286	34,248	696,795	0	0	696,795
1A Seminole RAV		2,146,623	1,923,764	0	4,070,387	0	0	4,070,387
2A Wew C T4 RAV		327,065	172,492	0	499,557	3,754	0	495,803
54B Justice RAV		0	0	0	0	0	0	0
COUNTY TOTAL NET ASSESSED		21,825,073	88,089,555	90,675,431	200,590,059	4,336,984	1,871,331	194,381,744

In accordance with Title 68 O.S. Section 2867 para. D, this Abstract of Valuation is prepared and filed with the County Excise Board showing the assessed valuation of the county by the various school districts and municipal subdivisions.

Submitted August 18, 2021

Annie Bailey
County Assessor



2021 Seminole ASSESSOR'S OFFICE REPORT TO THE EXCISE BOARD

* WITH UPDATED TIF TOTALS PAGE 2 *

DESCRIPTION	DISTRICT	PERSONAL PROPERTY	REAL PROPERTY	PUBLIC SERVICE	TOTAL VALUATION	HOMESTEAD EXEMPTIONS	OTHER EXEMPTIONS	NET VALUATION
3 SEMINOLE R								
1B Seminole R	101	1,039,842	7,109,663	13,629,738	21,779,243	265,628	168,547	21,345,068
1A Seminole C	201	5,632,750	27,719,634	3,717,312	37,069,696	981,024	243,707	35,844,965
Seminole 1A RAV	30	2,146,623	1,928,133	0	4,074,756	0	0	4,074,756
1A Seminole RAV INCREMENT VA		2,146,623	1,923,764	0	4,070,387	0	0	4,070,387
TOTAL TAXABLE VALUE		0	4,369	0	4,369	0	0	4,369
TOTAL GROSS VALUE		8,819,215	36,757,430	17,347,050	62,923,695	1,246,652	412,254	61,264,789
TOTAL TIF INCREMENT		2,146,623	1,923,764	0	4,070,387	0	0	4,070,387
B SEMINOLE R TOTAL		6,672,592	34,833,666	17,347,050	58,853,308	1,246,652	412,254	57,194,402
10B SASAKWA RU								
10B Sasakwa Ru	108	1,525,999	2,924,111	1,880,787	6,330,897	183,718	105,262	6,041,917
10A Sasakwa Ct	207	8,851	184,416	250,014	443,281	16,555	4,592	422,134
10B SASAKWA RU TOTAL		1,534,850	3,108,527	2,130,801	6,774,178	200,273	109,854	6,464,051
17B MAUD RURAL								
117B Maud Rural	112	210,732	808,638	518,919	1,538,289	56,789	29,210	1,452,290
117A Maud City	209	73,823	521,372	97,205	692,400	53,768	10,115	628,517
17B MAUD RURAL TOTAL		284,555	1,330,010	616,124	2,230,689	110,557	39,325	2,080,807
14B STROTHER R								
14B Strother R	109	2,420,506	8,460,361	5,035,280	15,916,147	406,228	210,047	15,299,872
14B STROTHER R TOTAL		2,420,506	8,460,361	5,035,280	15,916,147	406,228	210,047	15,299,872
15B BUTNER RUR								
15B Butner Rur	110	1,783,288	5,911,565	15,123,850	22,818,703	300,960	211,364	22,306,379
15A Cromwell Ct	208	73,848	328,932	103,543	506,323	31,328	5,179	469,816
15B BUTNER RUR TOTAL		1,857,136	6,240,497	15,227,393	23,325,026	332,288	216,543	22,776,195
B WEWOKA RUR								
2B Wewoka Rur	102	398,294	3,554,686	4,283,692	8,236,672	192,391	108,195	7,936,086
2A Wewoka Cit	204	696,671	5,929,946	1,296,436	7,923,053	439,823	185,658	7,297,572
2A Wew C T4 RAV	33	878,144	662,444	0	1,540,588	3,754	0	1,536,834
2A Wew C T4 RAV INCREMENT V/		327,065	172,492	0	499,557	3,754	0	495,803
TOTAL TAXABLE VALUE		551,079	489,952	0	1,041,031	0	0	1,041,031
TOTAL GROSS VALUE		1,973,109	10,147,076	5,580,128	17,700,313	635,968	293,853	16,770,492
TOTAL TIF INCREMENT		327,065	172,492	0	499,557	3,754	0	495,803
2B WEWOKA RUR TOTAL		1,646,044	9,974,584	5,580,128	17,200,756	632,214	293,853	16,274,689
A WEW C T1 RAV								
2A Wew C T1 RAV	24	127,834	197,463	0	325,297	0	0	325,297
2A Wew C T1 RAV INCREMENT V/		63,731	117,341	0	181,072	0	0	181,072
TOTAL TAXABLE VALUE		64,103	80,122	0	144,225	0	0	144,225
2A Wew C T2 RAV	26	42,442	138,651	0	181,093	0	0	181,093
2A Wew C T2 RAV INCREMENT V/		42,442	127,290	0	169,732	0	0	169,732
TOTAL TAXABLE VALUE		0	11,361	0	11,361	0	0	11,361
TOTAL GROSS VALUE		170,276	336,114	0	506,390	0	0	506,390
TOTAL TIF INCREMENT		106,173	244,631	0	350,804	0	0	350,804
2A WEW C T1 RAV TOTAL		64,103	91,483	0	155,586	0	0	155,586
3B BOWLEGS RU								
3B Bowlegs Ru	103	857,938	3,545,923	4,804,708	9,208,569	226,578	63,042	8,918,949
3A Bowlegs Ct	205	59,581	933,579	483,206	1,476,366	100,663	37,954	1,337,749
3AS Bowlegs Seminole C	210	0	0	5,922	5,922	0	0	5,922
3B BOWLEGS RU TOTAL		917,519	4,479,502	5,293,836	10,690,857	327,241	100,996	10,262,620
4B KONAWA RUR								
4B Konawa Rur	104	1,181,052	5,651,749	35,726,530	42,559,331	314,548	147,676	42,097,107
4A Konawa Cit	206	190,474	2,784,476	353,178	3,328,128	147,778	70,694	3,109,656

2021 Seminole ASSESSOR'S OFFICE


REPORT TO THE EXCISE BOARD

4B KONAWA RUR TOTAL		1,371,526	8,436,225	36,079,708	45,887,459	462,326	218,370	45,206,763
54B JUSTICE RU								
54A We C T1 RAV	28	70,261	596,786	34,248	701,295	0	0	701,295
54A We C T1 RAV INCREMENT VAL		70,261	592,286	34,248	696,795	0	0	696,795
TOTAL TAXABLE VALUE		0	4,500	0	4,500	0	0	4,500
54B Justice Ru	111	196,778	1,042,561	337,215	1,576,554	65,000	3,088	1,508,466
54B Wew T1 RAV	31	0	238	0	238	0	0	238
54B Justice RAV INCREMENT VAL		0	0	0	0	0	0	0
TOTAL TAXABLE VALUE		0	238	0	238	0	0	238
TOTAL GROSS VALUE		267,039	1,639,585	371,463	2,278,087	65,000	3,088	2,209,999
TOTAL TIF INCREMENT		70,261	592,286	34,248	696,795	0	0	696,795
54B JUSTICE RU TOTAL		196,778	1,047,299	337,215	1,581,292	65,000	3,088	1,513,204
54 WEW T1 TIF								
54 WEW T1 TIF TOTAL		0	0	0	0	0	0	0
54A JUSTICE CTY								
54A Justice Cty	23	44	0	2,630	2,674	0	0	2,674
54A JUSTICE CTY TOTAL		44	0	2,630	2,674	0	0	2,674
54A WE C T1 RAV								
54A WE C T1 RAV TOTAL		0	0	0	0	0	0	0
54B WEW T1 RAV								
54B WEW T1 RAV TOTAL		0	0	0	0	0	0	0
6B NEW LIMA R								
6B New Lima R	106	2,504,195	4,879,716	1,617,777	9,001,688	281,959	82,420	8,637,309
6B NEW LIMA R TOTAL		2,504,195	4,879,716	1,617,777	9,001,688	281,959	82,420	8,637,309
7B VARNUM RUR								
7B Varnum Rur	107	361,968	4,597,372	1,214,103	6,173,443	237,262	173,246	5,762,935
7A Varnum Cty	203	1,993,257	610,313	193,386	2,796,956	34,984	11,335	2,750,637
7B VARNUM RUR TOTAL		2,355,225	5,207,685	1,407,489	8,970,399	272,246	184,581	8,513,572
SEMINOLE 1A BS								
SEMINOLE 1A BS TOTAL		0	0	0	0	0	0	0
COUNTY TOTAL ASSESSED		24,475,195	91,022,728	90,709,679	206,207,602	4,340,738	1,871,331	199,995,533
Less TIF Increment Districts								
2A Wew C T1 RAV		63,731	117,341	0	181,072	0	0	181,072
2A Wew C T2 RAV		42,442	127,290	0	169,732	0	0	169,732
54A We C T1 RAV		70,261	592,286	34,248	696,795	0	0	696,795
1A Seminole RAV		2,146,623	1,923,764	0	4,070,387	0	0	4,070,387
2A Wew C T4 RAV		327,065	172,492	0	499,557	3,754	0	495,803
54B Justice RAV		0	0	0	0	0	0	0
COUNTY TOTAL NET ASSESSED		21,825,073	88,089,555	90,675,431	200,590,059	4,336,984	1,871,331	194,381,744

In accordance with Title 68 O.S. Section 2867 para. D, this Abstract of Valuation is prepared and filed with the County Excise Board showing the assessed valuation of the county by the various school districts and municipal subdivisions.

Submitted August 18, 2021

Denise Bailey
County Assessor



FILED
NOV 16 2021
State Auditor & Inspector